



**ANNUAL REPORT**  
**OF**  
**THE SUPERVISOR OF**  
**POLITICAL FINANCING**  
**UNDER**  
**THE POLITICAL PROCESS**  
**FINANCING ACT**

**FOR THE PERIOD**  
**APRIL 1, 1995**  
**TO MARCH 31, 1996**

**RAPPORT ANNUEL**  
**DU**  
**CONTROLEUR DU**  
**FINANCEMENT POLITIQUE**  
**EN VERTU DE**  
**LA LOI SUR LE FINANCEMENT**  
**DE L'ACTIVITE POLITIQUE**

**POUR LA PERIODE**  
**DU 1<sup>ER</sup> AVRIL 1995**  
**AU 31 MARS 1996**

Office of the Supervisor  
of Political Financing  
Suite 3, 618 Queen Street  
Fredericton, N.B. E3B 1C2  
Telephone 458-9222



Bureau du Contrôleur du  
financement politique  
618, rue Queen, App. 3  
Fredericton, N.B. E3B 1C2  
Téléphone 458-9222

**May 20, 1997**

**le 20 mai 1997**

**The Honourable Danny Gay  
Speaker of the Legislative Assembly  
Province of New Brunswick  
Fredericton, NB**

**L'honorable Danny Gay  
Président de l'assemblée législative  
Province du Nouveau-Brunswick  
Fredericton, NB**

**Dear Mr. Speaker:**

**Monsieur le Président,**

**I have the honour to submit the  
Annual Report of the Supervisor of  
Political Financing for the period  
April 1, 1995 to March 31, 1996.**


**J'ai l'honneur de vous présenter le  
Rapport du Contrôleur du  
financement politique pour la période  
du 1er avril 1995 au 31 mars 1996.**


**This report is submitted pursuant to  
Section 13 of the *Political Process  
Financing Act*.**

**Ce rapport est présenté en vertu de  
l'Article 13 de la *Loi sur le  
financement de l'activité politique*.**

**Respectfully,**

**Respectueusement,**

  
**S.E. Field, C.A.  
Supervisor of Political Financing**

  
**S.E. Field, c.a.  
Contrôleur du financement politique**

# INDEX

<b>REPORT</b>	<b>4</b>	<b>RAPPORT</b>
<b>SCHEDULE 1</b> Summary of Election Period Expenses by Candidate	<b>6</b>	<b>ANNEXE 1</b> Sommaire des dépenses électorales, par candidat
<b>SCHEDULE 2</b> Comparison of Election Period Spending: 1974, 1978, 1982, 1987, 1991 and 1995 Restated in Constant 1978 Dollars	<b>14</b>	<b>ANNEXE 2</b> Comparaison des dépenses électorales de 1974, 1978, 1982, 1987, 1991, et 1995 exprimées en dollars constants de 1978
<b>SCHEDULE 3</b> Comparison of Election Period Spending: 1974, 1978, 1982, 1987, 1991, 1995 General Elections	<b>15</b>	<b>ANNEXE 3</b> Comparaison des dépenses des élections générales: 1974, 1978, 1982, 1987, 1991, et 1995
<b>SCHEDULE 4</b> Election Expense Analysis - Actual Amount Spent Compared to Allowable Spending Limits	<b>16</b>	<b>ANNEXE 4</b> Analyse des dépenses électorales - Dépenses memes en comparaison des limites de dépenses
<b>SCHEDULE 5</b> Summary of Revenue and Expenditure for the Period 01 January 1995 to 31 December 1995	<b>18</b>	<b>ANNEXE 5</b> Sommaire de revenu et dépense pour la période du 01 janvier 1995 au 31 décembre 1995
<b>SCHEDULE 6</b> Detailed Statement of Revenue and Expenditure for the Period 01 January 1995 to 31 December 1995		<b>ANNEXE 6</b> Etat détaillé de revenu et dépense pour la période du 01 janvier 1995 au 31 décembre 1995
<b>6A - Liberal</b>	<b>20</b>	<b>6A - Libéral</b>
<b>6B - Progressive Conservative</b>	<b>22</b>	<b>6B - Progressiste-conservateur</b>
<b>6C - New Democrats</b>	<b>24</b>	<b>6C - Néo-démocrate</b>
<b>6D - COR</b>	<b>26</b>	<b>6D - COR</b>
<b>6E - Natural Law</b>	<b>28</b>	<b>6E - Loi naturelle</b>
<b>6F - Independent Candidates</b>	<b>30</b>	<b>6F - Candidats indépendents</b>
<b>SCHEDULE 7</b> Summary of Contributions for the Period 01 January 1995 to 31 December 1995	<b>32</b>	<b>ANNEXE 7</b> Sommaire des contributions pour la période du 01 janvier 1995 au 31 décembre 1995
<b>SCHEDULE 8</b> Payments to Registered Political Parties and Candidates for the Fiscal Period 01 April 1995 to 31 March 1996	<b>33</b>	<b>ANNEXE 8</b> Versements aux partis politiques enregistrés et candidats pour la période fiscale du 01 avril 1995 au 31 mars 1996
<b>SCHEDULE 9</b> Summary of Previously Held Funds	<b>33</b>	<b>ANNEXE 9</b> Sommaire de fonds antérieur

This report is presented pursuant to Section 13 of the Political Process Financing Act, S.N.B. 1978 C.P-9.3 and covers the activities of my office for the period April 1, 1995 to March 31, 1996.

**The Political Process Financing Act:**

- Places a limit on political contributions;
- Places a limit on the amount which may be spent to contest elections;
- Provides for payment of an annual allowance to qualifying political parties from the public treasury;
- Provides for reimbursement of a portion of the election expenses incurred by qualifying candidates;
- Requires disclosure of the sources of funds made available to registered political parties, registered district associations and registered independent candidates and of the uses to which those funds are put.

The Supervisor of Political Financing is responsible for the administration of the Act and for monitoring compliance with its provisions.

The Act requires each registered political party to file a semi-annual financial return, which discloses the sources of contributions, other sources of funds and provides details as to how those funds were used.

Similar financial returns are required from each registered district association except that the returns are submitted on an annual basis.

In addition to the Financial Returns, the parties and candidates were also required to file Election Period Returns for the 1995 General Election.

All of these returns have been reviewed by my office. The review was intended to monitor compliance with the Act and frequently necessitated follow-up to obtain additional information, clarifications and explanations.

Election expense reimbursements amounting to \$917,423.57 were paid to official agents of qualifying candidates.

Ce rapport est présenté en vertu de l'article 13 de la Loi sur le financement de l'activité politique, L.N.-B., 1978, c.P-9.3, et couvre les activités de mon bureau du 1er avril 1995 au 31 mars 1996.

**La loi sur le financement de l'activité politique,**

- Limite les contributions faites à des fins politiques;
- Limite le montant dépensé pour contester les élections;
- Prévoit le versement du trésor public d'une allocation annuelle aux partis politiques qui en a droit;
- Prévoit le remboursement d'une partie des dépenses électorales d'un candidat qui en a droit;
- Prescrit la divulgation de provenance de fonds par les partis politiques enregistrés, les associations de circonscription enregistrées et les candidats indépendants enregistrés, et l'utilisation de ces fonds.

Le Contrôleur est responsable de voir à l'application de la Loi et au respect de ces dispositions.

La Loi exige chaque parti politique enregistré de soumettre semestriellement un rapport financier sur les contributions, les autres sources de financement et les détails sur l'utilisation des fonds en question.

Chaque association de circonscription est tenue de déposer annuellement un rapport similaire.

En plus de ces rapports financiers, les partis et les candidats ont du également déposer un rapport financier de période électorale pour l'élection générale de 1995.

Chacun de ces rapports financiers a été étudié par mon bureau, afin de vérifier si la Loi est respectée. Notre étude a souvent nécessité un suivi pour obtenir d'autres renseignements, des clarifications ou des précisions additionnelles.

Un total de 917 423,57 \$ de remboursements de dépenses électorales a été payé aux agents officiels des candidats ayant droit à un remboursement.

Schedules 1 to 9 appended to this report provide detailed information extracted from the 1995 Financial and Election Period Returns.

The returns are kept on file at my office located at Suite 3, 618 Queen Street, Fredericton, NB and are available for public examination during normal business hours.

The members of the Advisory Committee on the financing of the political process during the year were: Charles Sargeant and Yvon LeBlanc representing the Liberal Party; Pierre Dubé and Lorne McGuigan representing the PC Party; Maureen Michaud and Roger Couvrette representing the New Democrats; Gerald A. Covey and Richard A. Finley representing the COR Party; Barbara Landry, Chief Electoral Officer, and myself, as Supervisor.

The work involved in reviewing the election period returns together with the regular financial returns made for a busy year. I would like to recognize the efforts of my secretary, Anita LeGresley, who continues to do an excellent job.

I would like to acknowledge the cooperation and assistance given me by members of the Advisory Committee and by the representatives of all parties, candidates and district associations.

Respectfully submitted,



S.E. Field, C.A.  
Supervisor of Political Financing

Les annexes 1 a 9 contiennent des informations détaillées tirées des rapports financiers et les rapports du période électorale de 1995.


Les rapports financiers sont conservés a mon bureau au 618 rue Queen, app. 3, Fredericton, NB et le public peut les consulter durant les heures de bureau.

Le Comité consultatif chargé d'étudier le financement de l'activité politique durant l'année était: MM Charles Sargeant et Yvon LeBlanc qui représentaient le Parti libéral, MM Pierre Dubé et Lorne McGuigan qui représentaient le Parti P.-C., Mme Maureen Michaud et M. Roger Couvrette qui représentaient le Parti Néo-démocrate, MM Gerald A. Covey et Richard A. Finley qui représentaient le Parti COR, Mme Barbara Landry, la Directrice des élections et moi-même, le Contrôleur.

La révision de ces rapports a contribué a une année chargée. Je veux reconnaître les efforts de ma secrétaire, Anita LeGresley, qui fait toujours un excellent travail.

Je reconnais la coopération et l'assistance que j'ai reçu des membres du Comité consultatif et des représentants de les partis, candidats et associations de circonscription.

Veillez croire a mes sentiments respectueux,

  
le Contrôleur du financement politique,  
S.E. Field, c.a.

# SCHEDULE 1 - ANNEXE 1

## SUMMARY OF ELECTION PERIOD EXPENDITURES BY CANDIDATE 12 August 1995 to 11 September 1995

## SOMMAIRE DE DEPENSES DE PERIODE ELECTORALE PAR CANDIDAT le 12 août 1995 au 11 septembre 1995

PARTY	ELECTORAL DISTRICT	CANDIDATE	CAMPAIGN ADVERTISING	OFFICE EXPENSES	TRAVEL LODGING MEALS	RALLIES & MEETINGS	SALARIES ETC.
PARTI	CIRCONSCRIPTION # ELECTORALE	CANDIDAT	ANNONCES ELECTORALES	DEPENSES DE BUREAU	VOYAGE LOGEMENT ET REPAS	CONGRES ET REUNIONS	SALAIRES ETC.
LIB	01	RESTIGOUCHE WEST/-OUEST	JEAN PAUL SAVOIE	10,361	2,886	0	0
PC	01	RESTIGOUCHE WEST/-OUEST	LUC LEBRUN	6,313	3,299	300	525
NDP	01	RESTIGOUCHE WEST/-OUEST	WENDY MARTIN	969	0	0	0
NLP	01	RESTIGOUCHE WEST/-OUEST	MARCELLE LAMONTAGNE	0	0	0	0
LIB	02	CAMPBELLTON	EDMOND P. BLANCHARD	10,077	2,964	400	0
PC	02	CAMPBELLTON	FLORENT JIM LEVESQUE	5,953	2,891	789	0
NDP	02	CAMPBELLTON	LOUIS RENAUD	2,870	618	66	0
COR	02	CAMPBELLTON	HAROLD HARGROVE	834	385	50	0
NLP	02	CAMPBELLTON	LAURENT MALTAIS	0	0	0	0
LIB	03	DALHOUSIE-RESTIGOUCHE EAST/-EST	CAROLLE DE STE-CROIX	8,696	2,825	75	0
PC	03	DALHOUSIE-RESTIGOUCHE EAST/-EST	GAIL WALSH	4,541	559	0	0
NDP	03	DALHOUSIE-RESTIGOUCHE EAST/-EST	AURELE FERLATTE	13,423	1,637	739	496
NLP	03	DALHOUSIE-RESTIGOUCHE EAST/-EST	CHRIS JENSEN	0	0	0	0
IND	03	DALHOUSIE-RESTIGOUCHE EAST/-EST	CHARLES G. STEWART	100	0	0	0
LIB	04	NIGADOO-CHALEUR	ALBERT DOUCET	10,500	2,229	0	418
PC	04	NIGADOO-CHALEUR	MAXIME LEJEUNE	5,766	1,570	3,205	0
NDP	04	NIGADOO-CHALEUR	* ULRIC DEGRACE	2,217	35	0	0
NLP	04	NIGADOO-CHALEUR	FRANCINE RICHARD	0	0	0	0
LIB	05	BATHURST	MARCELLE MERSEREAU	8,704	3,967	0	1,525
PC	05	BATHURST	GRAHAM WISEMAN	1,966	168	184	0
NDP	05	BATHURST	* KIM POWER	2,661	921	0	0
NLP	05	BATHURST	WILLIAM PARKER	0	0	0	0
LIB	06	NEPISIGUIT	ALBAN LANDRY	9,945	3,336	0	10
PC	06	NEPISIGUIT	ANNE-MARIE GAMMON	5,638	2,272	308	121
NDP	06	NEPISIGUIT	* NORMAND SAVOIE	5,319	1,576	0	0
NLP	06	NEPISIGUIT	ANDIE HACHE	0	0	0	0
LIB	07	CARAQUET	BERNARD THERIAULT	8,948	2,453	0	4,740
PC	07	CARAQUET	BERNARD HACHE	8,670	3,001	109	323
NDP	07	CARAQUET	JEAN-MARIE NADEAU	6,285	5,608	273	542
NLP	07	CARAQUET	MARC BOULAY	0	0	0	0
LIB	08	LAMEQUE-SHIPPIGAN-MISCOU	JEAN-CAMILLE DEGRACE	11,117	4,355	0	914
PC	08	LAMEQUE-SHIPPIGAN-MISCOU	PAUL ROBICHAUD	12,859	2,576	1,728	575
NDP	08	LAMEQUE-SHIPPIGAN-MISCOU	DANIEL BRINDLE	1,178	266	96	104
NLP	08	LAMEQUE-SHIPPIGAN-MISCOU	GILLES GODIN	0	0	0	0
LIB	09	CENTRE-PENINSULE	DENIS LANDRY	8,693	2,631	0	1,019
PC	09	CENTRE-PENINSULE	ROLAND MALLAIS	6,407	1,063	0	1,229
NDP	09	CENTRE-PENINSULE	PIERRE COUSINEAU	1,205	0	186	0
LIB	10	TRACADIE-SHEILA	GEORGE MCLAUGHLIN	9,821	4,790	57	485
PC	10	TRACADIE-SHEILA	ELVY ROBICHAUD	11,493	1,661	0	674
NDP	10	TRACADIE-SHEILA	ALDORIA NOEL	1,114	0	0	0
LIB	11	MIRAMICHI-BAY / BAIE-DE-MIRAMICHI	DONALD (DANNY) GAY	5,713	2,711	2,000	1,571
PC	11	MIRAMICHI-BAY / BAIE-DE-MIRAMICHI	JAMES GORDON	7,389	1,558	1,706	490
NDP	11	MIRAMICHI-BAY / BAIE-DE-MIRAMICHI	MARY M. PARKER	2,082	40	226	0
COR	11	MIRAMICHI-BAY / BAIE-DE-MIRAMICHI	ALISON FURLOTTE	0	56	261	0
LIB	12	MIRAMICHI BAY/BAIE-DU-VIN	FRANK MCKENNA	6,365	2,331	0	725
PC	12	MIRAMICHI BAY/BAIE-DU-VIN	SCOTT HICKEY	4,001	1,332	310	730
NDP	12	MIRAMICHI BAY/BAIE-DU-VIN	DEBBIE MCGRAW	3,048	73	0	0
NLP	12	MIRAMICHI BAY/BAIE-DU-VIN	BRIAN E. FARRAH	0	0	0	0
LIB	13	MIRAMICHI CENTRE	JOHN MCKAY	10,483	2,782	0	790
PC	13	MIRAMICHI CENTRE	PAUL DAWSON	8,153	2,907	2,343	1,927
NDP	13	MIRAMICHI CENTRE	TERRY CARTER	2,394	0	0	0
LIB	14	SOUTHWEST MIRAMICHI-SUD-OUEST	REG MACDONALD	6,951	2,170	218	300
PC	14	SOUTHWEST MIRAMICHI-SUD-OUEST	ANDY DAWSON	7,751	2,368	0	1,379
NDP	14	SOUTHWEST MIRAMICHI-SUD-OUEST	ALLAN GOODFELLOW	3,175	76	540	0
COR	14	SOUTHWEST MIRAMICHI-SUD-OUEST	GERALD W. STEWART	1,521	1,012	0	90
IND	14	SOUTHWEST MIRAMICHI-SUD-OUEST	* GAYER D. HOLMES	1,254	250	0	0

\* As filed / Tel que présenté

CANDIDATE'S PERSONAL EXPENSES	NOMINATING CONVENTION EXPENSES	ELECTION DAY EXPENSES	INTEREST	OTHER	CONTESTED CLAIMS	TOTAL AMOUNT SPENT	AMOUNT SPENT PER VOTER	SPENDING LIMIT	LIMIT OVER (UNDER) ACTUAL	ELECTION EXPENSE REIMBURSEMENT
DEPENSES PERSONNELLES DU CANDIDAT	DEPENSES DE CONGRES	DEPENSES DU JOUR DU SCRUTIN	INTERET	AUTRES	RECLAMATIONS CONTESTES	MONTANT TOTAL DEPENSE	MONTANT DEPENSE PAR ELECTEUR	LIMITE DE DEPENSES	DIFFERENCE ENTRE LIMITE DE DEPENSES ET DEPENSES REELLES	REMBOURSEMENT DES DEPENSES ELECTORALES
0	0	3,700	0	0	0	16,948	2.10	18,653	(1,708)	6,702
526	0	5,240	53	0	0	16,267	2.01	18,653	(2,386)	6,702
0	0	0	0	0	0	969	0.12	18,653	(17,684)	0
0	0	0	0	0	0	0	0.00	18,653	(18,653)	0
200	0	1,770	72	0	0	15,482	1.79	20,028	(4,545)	7,196
303	0	1,043	47	0	0	14,311	1.65	20,028	(5,716)	7,196
0	0	37	0	0	0	5,842	0.87	20,028	(14,186)	0
0	0	151	0	0	0	1,520	0.18	20,028	(18,508)	0
0	0	0	0	0	0	0	0.00	20,028	(20,028)	0
0	0	2,840	0	0	0	14,796	1.57	21,774	(6,978)	7,824
0	0	82	0	0	0	5,182	0.55	21,774	(16,592)	0
0	0	740	0	49	0	19,084	2.02	21,774	(2,690)	7,824
0	0	0	0	0	0	0	0.00	21,774	(21,774)	0
0	0	0	0	0	0	100	0.01	21,774	(21,674)	0
0	0	2,670	87	0	0	19,503	2.01	22,444	(2,941)	8,064
0	43	2,410	0	20	0	16,434	1.69	22,444	(6,010)	8,064
80	0	0	0	0	0	2,557	0.26	22,444	(19,887)	0
0	0	0	0	0	0	0	0.00	22,444	(22,444)	0
0	0	2,883	0	0	0	17,079	1.79	22,000	(4,922)	7,905
0	0	1,384	0	0	0	3,703	0.39	22,000	(18,298)	0
100	0	505	0	0	0	4,387	0.46	22,000	(17,613)	0
0	0	0	0	0	0	0	0.00	22,000	(22,000)	0
0	0	3,170	88	0	0	16,529	1.82	20,982	(4,453)	7,539
386	0	748	100	0	0	13,552	1.49	20,982	(7,430)	7,539
0	0	565	0	0	0	7,710	0.85	20,982	(13,272)	0
0	0	0	0	0	0	0	0.00	20,982	(20,982)	0
0	0	4,000	0	249	0	20,389	2.20	21,423	(1,034)	7,697
982	514	2,325	6	36	0	18,799	2.03	21,423	(2,624)	7,697
0	0	354	85	0	0	16,702	1.80	21,423	(4,721)	7,697
0	0	0	0	0	0	0	0.00	21,423	(21,423)	0
156	0	3,165	0	0	0	19,706	2.09	21,742	(2,034)	7,812
0	0	3,240	0	53	0	21,031	2.23	21,742	(711)	7,812
401	0	0	0	0	0	2,045	0.22	21,742	(19,697)	0
0	0	0	0	0	0	0	0.00	21,742	(21,742)	0
1,000	0	1,200	25	10	0	14,576	1.94	17,355	(2,777)	8,236
1,689	0	3,780	9	9	0	14,187	1.89	17,355	(3,168)	6,236
0	0	0	0	0	0	1,391	0.19	17,355	(15,964)	0
0	0	4,450	0	0	0	20,841	2.22	21,453	(812)	7,708
169	0	8,000	106	0	0	20,104	2.16	21,453	(1,349)	7,708
0	0	0	0	0	0	1,114	0.12	21,453	(20,339)	0
0	0	3,000	101	0	0	15,097	1.74	20,037	(4,940)	7,199
0	0	1,470	117	0	0	13,130	1.51	20,037	(6,907)	7,199
4	0	0	0	0	0	2,352	0.27	20,037	(17,685)	0
0	0	0	0	0	0	318	0.04	20,037	(19,719)	0
0	0	419	0	0	0	9,840	1.03	22,061	(12,221)	7,927
0	0	1,260	0	12	0	7,645	0.80	22,061	(14,416)	7,030
0	0	0	13	0	0	3,134	0.33	22,061	(18,927)	0
0	0	0	0	0	0	0	0.00	22,061	(22,061)	0
734	0	5,540	89	47	0	20,466	2.05	23,038	(2,571)	8,278
0	0	3,798	0	65	0	19,192	1.92	23,038	(3,846)	8,278
0	0	0	14	0	0	2,408	0.24	23,038	(20,630)	0
424	0	4,960	0	101	0	15,945	1.85	19,860	(3,935)	7,143
0	0	5,840	0	0	0	17,338	2.01	19,860	(2,542)	7,143
0	0	0	18	14	0	3,823	0.44	19,860	(18,057)	0
0	0	0	0	0	0	2,824	0.30	19,860	(17,266)	0
300	0	700	0	0	0	2,504	0.29	19,860	(17,378)	0

PARTY	ELECTORAL DISTRICT	CANDIDATE	CAMPAIGN ADVERTISING	OFFICE EXPENSES	TRAVEL LODGING MEALS	RALLIES & MEETINGS	SALARIES ETC.
PARTI	CIRCONSCRIPTION # ELECTORALE	CANDIDAT	ANNONCES ELECTORALES	DEPENSES DE BUREAU	VOYAGE LOGEMENT ET REPAS	CONGRES ET REUNIONS	SALARIES ETC.
LIB	15 ROGERSVILLE-KOUCHIBOUGUAC	KENNETH JOHNSON	8,020	3,210	750	171	1,000
PC	15 ROGERSVILLE-KOUCHIBOUGUAC	HERMEL MAZEROLLE	2,149	2,333	1,079	50	1,587
NDP	15 ROGERSVILLE-KOUCHIBOUGUAC	CHARLES D. RICHARD	1,029	0	0	0	0
LIB	16 KENT	ALAN GRAHAM	7,096	2,181	537	419	1,280
PC	16 KENT	STEPHANE COMEAU	339	30	70	0	0
NDP	16 KENT	JOHN LABOSSIERE	1,006	0	0	0	0
COR	16 KENT	PERCY R. BEERS	542	223	25	0	0
LIB	17 KENT SOUTH-/SUD	CAMILLE THERIAULT	9,786	3,782	372	985	0
PC	17 KENT SOUTH-/SUD	CHARLES RYAN	7,424	7,288	1,861	550	3,064
NDP	17 KENT SOUTH-/SUD	CLIFFORD MEUNIER	1,302	0	0	0	0
LIB	18 SHEDIAC-CAP-PELE	BERNARD RICHARD	11,292	2,316	0	790	600
PC	18 SHEDIAC-CAP-PELE	JEAN-CLAUDE BOURQUE	5,347	1,504	1,513	0	0
NDP	18 SHEDIAC-CAP-PELE	JOHN GAGNON	1,314	0	0	0	0
LIB	19 TANTRAMAR	MARILYN TRENHOLME	9,775	1,734	1,916	0	1,200
PC	19 TANTRAMAR	H. ERIC WHEELER	1,476	1,321	137	0	300
NDP	19 TANTRAMAR	BERKELEY FLEMING	3,754	994	432	0	0
COR	19 TANTRAMAR	JULIA E. STEVENS	873	327	1,116	0	0
LIB	20 DIEPPE-MEMRAMCOOK	GREG O'DONNELL	8,399	2,317	2,316	371	1,850
PC	20 DIEPPE-MEMRAMCOOK	BERNARD LORD	10,772	1,391	0	155	750
NDP	20 DIEPPE-MEMRAMCOOK	BERNICE BUTLER	4,198	899	14	50	0
COR	20 DIEPPE-MEMRAMCOOK	ROBERT HENRY	251	0	0	0	0
LIB	21 MONCTON EAST-/EST	RAYMOND FRENETTE	7,365	4,758	181	0	2,300
PC	21 MONCTON EAST-/EST	BRIAN DONAGHY	3,695	350	248	150	1,750
NDP	21 MONCTON EAST-/EST	GERARD SNOW	4,389	967	14	50	0
COR	21 MONCTON EAST-/EST	GERRY FULLARTON	1,373	37	60	0	0
LIB	22 MONCTON SOUTH-/SUD	JAMES E. LOCKYER	10,606	3,649	90	200	0
PC	22 MONCTON SOUTH-/SUD	BOB LEIGHTON	7,134	1,128	485	0	0
NDP	22 MONCTON SOUTH-/SUD	BLAIR MCINNIS	4,008	945	14	50	0
COR	22 MONCTON SOUTH-/SUD	DONALD FREEMAN	852	0	0	0	0
LIB	23 MONCTON NORTH-/NORD	GENE DEVEREUX	6,197	3,532	0	71	300
PC	23 MONCTON NORTH-/NORD	MARC LEBLANC	6,825	1,509	711	100	900
NDP	23 MONCTON NORTH-/NORD	MARK ROBAR	4,152	862	14	50	0
COR	23 MONCTON NORTH-/NORD	CYRIL H. FLANAGAN	1,253	1,581	112	0	0
NLP	23 MONCTON NORTH-/NORD	MICHAEL BOUCHER	0	0	0	0	0
LIB	24 MONCTON CRESCENT	KEN MACLEOD	12,130	3,988	707	213	0
PC	24 MONCTON CRESCENT	BARB WINSOR	8,880	3,339	0	1,169	0
NDP	24 MONCTON CRESCENT	RICHARD HAY	3,598	764	14	50	0
COR	24 MONCTON CRESCENT	DEAN RYDER	1,485	119	518	0	0
IND	24 MONCTON CRESCENT	RICHARD H. MULLINS	2,847	3	112	0	0
LIB	25 PETITCODIAC	HOLLIS STEEVES	7,141	2,364	125	251	1,800
PC	25 PETITCODIAC	C.W. (BILL) HARMER	7,665	3,069	1,521	967	400
NDP	25 PETITCODIAC	JENNIFER STAIRS	1,071	377	34	50	0
COR	25 PETITCODIAC	TOM TAYLOR	2,519	1,799	2,040	414	0
LIB	26 RIVERVIEW	AL KAVANAUGH	11,522	5,928	0	197	0
PC	26 RIVERVIEW	SCOTT MACGREGOR	4,515	875	0	605	0
NDP	26 RIVERVIEW	DAVE BAILIE	2,614	377	14	50	0
COR	26 RIVERVIEW	DOUGLAS ROPER	2,480	1,577	0	404	0
LIB	27 ALBERT	HARRY DOYLE	6,634	3,460	0	933	1,200
PC	27 ALBERT	WAYNE STEEVES	7,275	1,564	950	1,371	0
NDP	27 ALBERT	ELIZABETH VENART	1,954	734	12	0	0
COR	27 ALBERT	DOUG DUFF	6,416	2,614	1,782	203	0
LIB	28 KINGS EAST-/EST	T. LEROY ARMSTRONG	11,379	3,028	0	903	1,500
PC	28 KINGS EAST-/EST	HAZEN MYERS	4,853	2,402	300	613	500
NDP	28 KINGS EAST-/EST	BRIAN STONE	1,383	34	77	0	0
COR	28 KINGS EAST-/EST	GORDON WILLDEN	3,519	1,990	0	0	0
IND	28 KINGS EAST-/EST	BRIAN A. CHOWN	0	0	0	0	0

CANDIDATE'S PERSONAL EXPENSES	NOMINATING CONVENTION EXPENSES	ELECTION DAY EXPENSES	INTEREST	OTHER	CONTESTED CLAIMS	TOTAL AMOUNT SPENT	AMOUNT SPENT PER VOTER	SPENDING LIMIT	LIMIT OVER (UNDER) ACTUAL	ELECTION EXPENSE REIMBURSEMENT
DEPENSES PERSONNELLES DU CANDIDAT	DEPENSES DE CONGRES	DEPENSES DU JOUR DU SCRUTIN	INTERET	AUTRES	RECLAMATIONS CONTESTES	MONTANT TOTAL DEPENSE	MONTANT DEPENSE PAR ELECTEUR	LIMITE DE DEPENSES	DIFFERENCE ENTRE LIMITE DE DEPENSES ET DEPENSES REELLES	REMBOURSEMENT DES DEPENSES ELECTORALES
0	0	2,577	17	0	0	15,745	2.08	17,464	(1,718)	8,275
0	0	2,300	0	0	0	9,496	1.28	17,464	(7,968)	8,275
0	0	0	0	0	0	1,029	0.14	17,464	(16,435)	0
0	0	2,400	16	0	0	13,929	1.68	19,367	(5,438)	6,959
0	0	150	0	0	0	589	0.07	19,367	(18,778)	0
0	0	0	0	0	0	1,006	0.12	19,367	(16,361)	0
0	0	0	1	0	0	791	0.09	19,367	(16,576)	0
0	0	3,100	0	0	0	16,025	1.68	25,064	(7,038)	9,006
0	0	2,748	0	0	0	22,935	2.11	25,064	(2,129)	9,006
0	0	0	0	0	0	1,302	0.12	25,064	(23,762)	0
0	0	3,600	0	20	0	18,619	1.70	25,304	(6,685)	9,092
1,443	0	0	0	0	0	9,807	0.90	25,304	(15,497)	0
0	0	0	0	0	0	1,314	0.12	25,304	(23,990)	0
0	0	925	0	0	0	15,550	2.08	17,300	(1,750)	6,216
0	0	0	79	0	0	3,313	0.44	17,300	(13,987)	0
0	0	39	12	23	0	5,252	0.70	17,300	(12,047)	5,252
0	0	60	0	18	0	2,394	0.32	17,300	(14,906)	0
0	0	4,074	10	106	0	19,443	1.58	28,741	(9,296)	10,327
0	0	2,374	66	0	0	15,529	1.25	28,741	(13,212)	10,327
0	0	0	0	0	0	5,162	0.41	28,741	(23,579)	0
195	0	54	0	0	0	500	0.04	28,741	(28,241)	0
0	0	734	16	0	0	15,355	1.40	25,426	(10,071)	9,136
248	0	200	0	0	0	6,641	0.60	25,426	(18,785)	6,341
0	0	0	0	0	0	5,421	0.49	25,426	(20,005)	0
0	0	0	0	0	0	1,470	0.13	25,426	(23,956)	0
0	0	1,629	0	91	0	16,265	1.50	24,966	(8,701)	8,971
0	0	103	0	5	0	8,835	0.82	24,966	(16,131)	8,535
0	0	0	0	0	0	5,017	0.48	24,966	(19,949)	0
0	0	0	2	0	0	854	0.08	24,966	(24,112)	0
0	0	1,610	0	0	0	11,910	1.06	26,020	(14,110)	9,349
0	0	0	0	0	0	10,046	0.69	26,020	(15,974)	7,896
0	0	0	0	0	0	5,079	0.45	26,020	(20,941)	0
0	0	0	2	0	0	2,928	0.28	26,020	(23,092)	0
0	0	0	0	0	0	0	0.00	26,020	(26,020)	0
0	0	706	0	0	0	17,743	1.74	23,527	(5,785)	8,454
0	0	480	(1)	0	0	13,866	1.38	23,527	(9,662)	8,454
0	0	0	0	0	0	4,427	0.43	23,527	(19,101)	0
0	0	128	0	0	0	2,250	0.22	23,527	(21,277)	0
0	0	0	0	0	0	2,962	0.29	23,527	(20,566)	0
960	0	2,158	29	85	0	14,913	1.91	18,078	(3,166)	6,496
1,540	0	781	45	70	0	18,038	2.05	18,078	(2,040)	6,496
0	0	0	0	0	0	1,532	0.20	18,078	(16,546)	0
0	0	123	8	0	0	6,903	0.88	18,078	(11,175)	6,496
0	0	855	0	0	0	18,502	1.79	23,892	(5,391)	8,585
0	0	254	0	0	0	6,249	0.60	23,892	(17,643)	6,249
0	0	0	0	0	0	3,056	0.30	23,892	(20,837)	0
0	0	145	0	0	0	4,605	0.45	23,892	(19,288)	4,605
0	0	0	0	0	0	12,227	1.50	18,808	(6,581)	6,758
0	0	677	0	0	0	11,837	1.45	18,808	(6,971)	6,758
0	0	0	0	0	0	2,700	0.33	18,808	(16,108)	0
0	0	0	84	0	0	11,100	1.36	18,808	(7,708)	6,756
0	0	0	94	0	0	16,904	1.81	21,559	(4,656)	7,746
2,000	0	1,400	0	44	0	12,112	1.30	21,559	(9,447)	7,746
0	0	148	0	0	0	1,842	0.18	21,559	(19,717)	0
0	0	0	0	0	0	5,509	0.59	21,559	(16,050)	0
0	0	0	0	0	0	0	0.00	21,559	(21,559)	0

PARTY	ELECTORAL DISTRICT	CANDIDATE	CAMPAIGN ADVERTISING	OFFICE EXPENSES	TRAVEL LODGING MEALS	RALLIES & MEETINGS	SALARIES ETC.
PARTI	CIRCONSCRIPTION # ELECTORALE	CANDIDAT	ANNONCES ELECTORALES	DEPENSES DE BUREAU	VOYAGE LOGEMENT ET REPAS	CONGRES ET REUNIONS	SALAIRES ETC.
LIB	29 HAMPTON-BELLEISLE	GEORGIE DAY	10,267	5,415	378	0	2,200
PC	29 HAMPTON-BELLEISLE	RON HATFIELD	7,252	3,965	3,785	219	0
NDP	29 HAMPTON-BELLEISLE	SHIRLEY L. SHORT	1,335	0	0	0	0
COR	29 HAMPTON-BELLEISLE	BEN MACAULAY	1,519	890	589	0	314
NLP	29 HAMPTON-BELLEISLE	NEIL DICKIE	0	0	0	0	0
LIB	30 KENNEBECASIS	PETER D. LEBLANC	8,894	3,834	0	938	400
PC	30 KENNEBECASIS	JOHN VAN KRALINGEN	7,830	3,328	90	187	0
NDP	30 KENNEBECASIS	ELIZABETH THOMPSON	3,258	1,534	20	0	3,448
COR	30 KENNEBECASIS	BOB ROSS	3,470	381	21	0	0
LIB	31 SAINT JOHN-FUNDY	STUART JAMIESON	8,521	2,940	480	0	0
PC	31 SAINT JOHN-FUNDY	RODNEY WESTON	6,399	3,063	0	340	0
NDP	31 SAINT JOHN-FUNDY	AUBREY FOUGERE	3,507	816	219	0	2,390
COR	31 SAINT JOHN-FUNDY	BERNARD TOOLE	151	0	299	0	0
NLP	31 SAINT JOHN-FUNDY	PHYLLIS JOHNSTON	0	0	0	0	0
LIB	32 SAINT JOHN-KINGS	LAUREEN JARRETT	11,124	5,853	1,077	508	0
PC	32 SAINT JOHN-KINGS	WILLIAM G. ARTISS	9,219	4,651	538	289	0
NDP	32 SAINT JOHN-KINGS	PAM FAYE COATES	2,410	0	0	0	0
NLP	32 SAINT JOHN-KINGS	ALLISON PRING	0	0	0	0	0
IND	32 SAINT JOHN-KINGS	GARY EWART	1,428	0	0	0	0
LIB	33 SAINT JOHN CHAMPLAIN	ROLAND MACINTYRE	11,840	3,513	388	1,300	0
PC	33 SAINT JOHN CHAMPLAIN	LISA KEENAN	2,561	1,758	0	138	0
NDP	33 SAINT JOHN CHAMPLAIN	PAULA TIPPETT	4,207	435	0	0	3,000
COR	33 SAINT JOHN CHAMPLAIN	CHRISTINA GREEN	1,514	47	0	0	50
LIB	34 SAINT JOHN HARBOUR	ROBERT A. HIGGINS	9,938	4,577	990	300	800
PC	34 SAINT JOHN HARBOUR	LLOYD BETTS	4,713	2,568	0	829	0
NDP	34 SAINT JOHN HARBOUR	ELIZABETH WEIR	9,401	2,713	0	0	1,613
COR	34 SAINT JOHN HARBOUR	ROLAND GRIFFITH	888	0	88	0	30
NLP	34 SAINT JOHN HARBOUR	JANICE S. MACMILLAN	0	0	0	0	0
LIB	35 SAINT JOHN PORTLAND	LEO MCADAM	8,011	2,149	0	207	400
PC	35 SAINT JOHN PORTLAND	TREVOR HOLDER	8,489	2,225	253	0	0
NDP	35 SAINT JOHN PORTLAND	GREGORY BARRY	6,475	1,439	507	0	3,098
COR	35 SAINT JOHN PORTLAND	TERRY VAN DUZEE				No Return Submitted	
LIB	36 SAINT JOHN LANCASTER	JANE BARRY	13,617	2,130	0	0	1,500
PC	36 SAINT JOHN LANCASTER	NORM MCFARLANE	11,624	5,389	0	238	0
NDP	36 SAINT JOHN LANCASTER	KENNETH WILCOX	3,099	705	34	0	2,500
COR	36 SAINT JOHN LANCASTER	PETER WHITEBONE	748	3	0	0	0
NLP	36 SAINT JOHN LANCASTER	CHRISTOPHER B. COLLRIN	0	0	0	0	0
IND	36 SAINT JOHN LANCASTER	RICK GERRIOR	461	1	0	0	35
LIB	37 GRAND BAY-WESTFIELD	ED KELLY	10,358	2,453	1,833	0	205
PC	37 GRAND BAY-WESTFIELD	MILTON A. SHERWOOD	3,993	2,028	334	725	0
NDP	37 GRAND BAY-WESTFIELD	JULIE DINGWELL	3,931	183	1,708	0	1,600
COR	37 GRAND BAY-WESTFIELD	COLBY FRASER	4,518	0	471	0	0
LIB	38 CHARLOTTE	SHELDON LEE	9,440	3,286	180	100	0
PC	38 CHARLOTTE	SHARON TUCKER	3,878	1,809	0	538	4,300
NDP	38 CHARLOTTE	EUGENE A. DUGAS	902	0	0	0	0
COR	38 CHARLOTTE	LYNN O. MASON	2,693	454	0	100	2,720
IND	38 CHARLOTTE	TERESA JAMES	0	20	0	0	0
IND	38 CHARLOTTE	ROBERT M. MABEE	1,454	131	0	0	0
LIB	39 FUNDY ISLES / ILES-DE-FUNDY	ERIC ALLABY	4,786	786	70	123	150
PC	39 FUNDY ISLES / ILES-DE-FUNDY	ROBERT C. JACKSON	3,940	1,538	3,062	213	0
NDP	39 FUNDY ISLES / ILES-DE-FUNDY	BILL BARTEAU	405	0	0	0	0
COR	39 FUNDY ISLES / ILES-DE-FUNDY	JOHN CUNNINGHAM	194	139	16	0	0
LIB	40 WESTERN CHARLOTTE-OUEST	ANN BREault	8,408	1,989	200	1,748	840
PC	40 WESTERN CHARLOTTE-OUEST	KENNETH STEVENS	9,284	1,538	597	176	2,513
NDP	40 WESTERN CHARLOTTE-OUEST	ELLEN SMITH				No Return Submitted	
COR	40 WESTERN CHARLOTTE-OUEST	ANTOON HUNTJENS	2,802	1,764	282	80	139

CANDIDATE'S PERSONAL EXPENSES	NOMINATING CONVENTION EXPENSES	ELECTION DAY EXPENSES	INTEREST	OTHER	CONTESTED CLAIMS	TOTAL AMOUNT SPENT	AMOUNT SPENT PER VOTER	SPENDING LIMIT	LIMIT OVER (UNDER) ACTUAL	ELECTION EXPENSE REIMBURSEMENT
DEPENSES PERSONNELLES DU CANDIDAT	DEPENSES DE CONGRES	DEPENSES DU JOUR DU SCRUTIN	INTERET	AUTRES	RECLAMATIONS CONTESTES	MONTANT TOTAL DEPENSE	MONTANT DEPENSE PAR ELECTEUR	LIMITE DE DEPENSES	DIFFERENCE ENTRE LIMITE DE DEPENSES ET DEPENSES REELLES	REMBOURSEMENT DES DEPENSES ELECTORALES
0	0	0	164	0	0	18,424	1.79	23,719	(5,295)	8,522
0	0	0	0	0	0	15,221	1.48	23,719	(8,498)	8,522
0	0	0	0	0	0	1,335	0.13	23,719	(22,384)	0
0	0	0	0	0	0	3,221	0.31	23,719	(20,498)	0
0	0	0	0	0	0	0	0.00	23,719	(23,719)	0
83	0	537	25	0	0	14,311	1.38	23,962	(9,651)	8,610
0	0	316	71	0	0	11,619	1.12	23,962	(12,342)	8,610
106	0	0	0	0	0	8,365	0.81	23,962	(15,596)	7,765
0	0	716	0	40	0	4,628	0.45	23,962	(19,333)	0
191	0	1,132	0	0	0	13,264	1.59	19,309	(6,048)	6,938
0	0	675	15	0	0	10,481	1.26	19,309	(8,818)	6,938
0	0	0	0	0	0	6,932	0.83	19,309	(12,378)	6,932
0	0	0	0	0	0	450	0.05	19,309	(18,859)	0
0	0	0	0	0	0	0	0.00	19,309	(19,309)	0
102	0	1,233	17	0	0	19,914	1.98	23,192	(3,278)	8,333
0	0	2,286	23	0	0	18,988	1.69	23,192	(6,207)	8,333
0	0	0	0	0	0	2,410	0.24	23,192	(20,782)	0
0	0	0	0	0	0	0	0.00	23,192	(23,192)	0
664	0	60	0	0	0	2,152	0.21	23,192	(21,040)	0
0	0	1,200	0	0	0	18,239	1.87	22,555	(4,316)	8,104
0	0	801	0	19	0	5,273	0.54	22,555	(17,281)	5,273
0	0	344	0	0	0	7,986	0.82	22,555	(14,569)	7,986
0	0	0	0	0	0	1,611	0.16	22,555	(20,944)	0
0	0	1,435	135	0	0	18,173	2.00	20,961	(2,788)	7,531
0	0	70	0	0	0	7,980	0.88	20,961	(12,981)	0
0	0	35	0	0	0	13,961	1.54	20,961	(7,000)	7,531
0	0	0	0	12	0	1,016	0.11	20,961	(19,945)	0
0	0	0	0	0	0	0	0.00	20,961	(20,961)	0
0	0	1,844	0	0	0	12,611	1.26	23,070	(10,459)	8,289
0	0	1,666	0	0	0	10,633	1.06	23,070	(12,437)	8,289
0	0	0	0	0	0	11,519	1.15	23,070	(11,551)	8,289
<b>Rapport Pas Présenté</b>									23,070	
0	960	0	0	0	0	18,197	1.82	23,155	(4,959)	8,320
0	0	2,225	0	0	0	19,475	1.94	23,155	(3,680)	8,320
0	0	0	0	0	0	6,338	0.63	23,155	(16,817)	0
0	0	0	0	4	0	755	0.08	23,155	(22,400)	0
0	0	0	0	0	0	0	0.00	23,155	(23,155)	0
0	0	0	0	0	0	497	0.05	23,155	(22,658)	0
0	0	1,245	0	0	0	16,094	2.03	18,272	(2,178)	6,565
0	0	252	0	0	0	7,332	0.93	18,272	(10,940)	6,259
659	0	0	0	0	0	8,061	1.02	18,272	(10,211)	6,565
113	0	0	0	0	0	5,101	0.64	18,272	(13,171)	0
0	0	1,213	0	0	0	14,222	1.89	17,362	(3,140)	8,238
0	0	1,848	126	0	0	12,094	1.61	17,362	(5,268)	6,238
0	0	0	0	0	0	902	0.12	17,362	(16,460)	0
3,831	0	0	0	0	0	9,799	1.30	17,362	(7,563)	0
0	0	0	0	0	0	20	0.00	17,362	(17,342)	0
0	0	0	0	0	0	1,585	0.21	17,362	(15,777)	0
0	0	1,458	0	0	0	7,372	2.18	14,520	(7,148)	2,804
0	0	1,750	0	48	0	10,549	3.12	14,520	(3,971)	2,804
0	0	0	0	0	0	405	0.12	14,520	(14,115)	0
0	0	0	0	0	0	349	0.10	14,520	(14,171)	0
0	0	3,195	0	0	0	16,380	1.93	19,556	(3,177)	7,027
0	0	2,622	0	0	0	16,730	1.98	19,556	(2,826)	7,027
<b>Rapport Pas Présenté</b>									19,556	
0	0	377	0	16	0	5,271	0.62	19,556	(14,285)	5,271

PARTY	ELECTORAL DISTRICT	CANDIDATE	CAMPAIGN ADVERTISING	OFFICE EXPENSES	TRAVEL LODGING MEALS	RALLIES & MEETINGS	SALARIES ETC.
PARTI	CIRCONSCRIPTION # ELECTORALE	CANDIDAT	ANNONCES ELECTORALES	DEPENSES DE BUREAU	VOYAGE LOGEMENT ET REPAS	CONGRES ET REUNIONS	SALAIRES ETC.
LIB	41 OROMOCTO-GAGETOWN	VAUGHN BLANEY	11,106	2,970	0	1,264	1,020
PC	41 OROMOCTO-GAGETOWN	JODY CARR	3,186	2,120	263	978	0
NDP	41 OROMOCTO-GAGETOWN	SANDRA BURTT	2,452	0	119	0	0
COR	41 OROMOCTO-GAGETOWN	ALBERT M. RECTOR	2,404	555	0	0	0
LIB	42 GRAND LAKE	DOUGLAS TYLER	12,713	3,615	1,377	1,145	0
PC	42 GRAND LAKE	JOHN STEPHEN MCCREADY	4,238	2,027	618	1,957	0
NDP	42 GRAND LAKE	DANNY YOUNG	1,287	103	1,347	0	2,881
COR	42 GRAND LAKE	CONNIE WEBBER	1,259	1,629	1,730	85	0
LIB	43 FREDERICTON NORTH/-NORD	JIM WILSON	17,423	3,455	0	1,249	1,000
PC	43 FREDERICTON NORTH/-NORD	WALTER BROWN	13,622	6,090	503	158	0
NDP	43 FREDERICTON NORTH/-NORD	ELAINE PERKINS	5,325	1,252	225	0	0
COR	43 FREDERICTON NORTH/-NORD	ROSS INGRAAM	5,624	4,163	47	105	2,100
LIB	44 FREDERICTON FORT NASHWAAK	GREG BYRNE	14,227	3,021	0	1,162	600
PC	44 FREDERICTON FORT NASHWAAK	BRENT BISHOP	10,057	2,674	46	0	0
NDP	44 FREDERICTON FORT NASHWAAK	* PATRICIA KENNEDY	2,385	382	0	0	150
COR	44 FREDERICTON FORT NASHWAAK	NANCY CURTIS	3,167	1,570	0	0	1,500
LIB	45 FREDERICTON SOUTH/-SUD	DR. RUSSELL H.T. KING	14,262	3,783	0	167	0
PC	45 FREDERICTON SOUTH/-SUD	DAVID PETERSON	17,271	3,697	0	180	1,000
NDP	45 FREDERICTON SOUTH/-SUD	RICHARD GRANT	5,291	1,142	0	0	0
COR	45 FREDERICTON SOUTH/-SUD	DAVE O'BRIEN	9,124	2,981	524	0	0
NLP	45 FREDERICTON SOUTH/-SUD	JEANNE GELDART	0	0	0	0	0
LIB	46 NEW MARYLAND	JOAN KINGSTON	8,910	4,171	738	632	1,200
PC	46 NEW MARYLAND	ROBERT PENNEY	5,339	1,825	508	274	0
NDP	46 NEW MARYLAND	ERIC KEATING			No Return Submitted		
COR	46 NEW MARYLAND	MAX WHITE	4,630	3,243	1,713	677	0
LIB	47 YORK	JOHN FLYNN	12,312	3,694	1,292	250	1,200
PC	47 YORK	MARTIN MACMULLIN	3,045	1,776	1,278	1,062	0
NDP	47 YORK	MARY ANN VAN GAAL	2,170	627	0	0	200
COR	47 YORK	STEPHEN LITTLE	5,264	4,188	725	89	0
NLP	47 YORK	PATRICIA CARLSON	0	0	0	0	0
LIB	48 MACTAQUAC	DAVID OLMSTEAD	9,465	2,854	0	516	1,575
PC	48 MACTAQUAC	DON PARENT	6,349	1,975	165	262	616
NDP	48 MACTAQUAC	THOMAS R. STEEP	1,584	389	593	0	2,404
COR	48 MACTAQUAC	GREG HARGROVE	2,586	4,153	400	0	650
LIB	49 WOODSTOCK	BRUCE SMITH	9,870	2,316	504	272	0
PC	49 WOODSTOCK	FRED D. HANSON	9,787	1,792	1,796	1,381	0
NDP	49 WOODSTOCK	DAVID KENNEDY	4,104	850	0	0	2,250
COR	49 WOODSTOCK	LYNN AVERY	5,357	2,073	470	0	0
LIB	50 CARLETON	CARVELL GREEN	9,265	2,060	163	3,651	1,000
PC	50 CARLETON	DALE GRAHAM	9,584	2,926	400	7,225	0
NDP	50 CARLETON	DEANNA GRANT	1,197	0	0	0	0
COR	50 CARLETON	DAVID KILCOLLINS	401	782	326	0	0
LIB	51 VICTORIA-TOBIQUE	LARRY R. KENNEDY	5,801	3,228	0	2,259	0
PC	51 VICTORIA-TOBIQUE	GREGG INMAN	3,689	3,573	378	1,369	0
NDP	51 VICTORIA-TOBIQUE	LESLIE FERGUSON	997	0	0	0	0
COR	51 VICTORIA-TOBIQUE	KEVIN JENSEN	1,521	520	0	0	0
IND	51 VICTORIA-TOBIQUE	CARTER EDGAR			No Return Submitted		
LIB	52 GRAND FALLS REGION DE GRAND-SAULT	PAUL DUFFIE	9,283	3,706	300	2,968	0
PC	52 GRAND FALLS REGION DE GRAND-SAULT	JEAN GUY LAFOREST	6,173	1,920	0	1,414	1,400
NDP	52 GRAND FALLS REGION DE GRAND-SAULT	ANDRE FAUST	2,025	0	0	0	0
LIB	53 MADAWASKA-LA-VALLEE	GERALD D. CLAVETTE	9,302	3,612	0	2,448	0
PC	53 MADAWASKA-LA-VALLEE	PERCY MOCKLER	6,652	3,949	2,423	507	0
NDP	53 MADAWASKA-LA-VALLEE	JEAN-MARIE ST-ONGE	1,256	779	449	0	2,250
LIB	54 EDMUNDSTON	ROLAND BEAULIEU	11,543	3,796	0	407	0
PC	54 EDMUNDSTON	BERNARD VALCOURT	10,970	2,768	158	2,105	0
NDP	54 EDMUNDSTON	MAUREEN MICHAUD	2,001	0	0	0	0
LIB	55 MADAWASKA-LES-LACS	GEORGES CORRIVEAU	7,145	4,610	0	703	0
PC	55 MADAWASKA-LES-LACS	JEANNOT VOLPE	8,255	2,639	2,587	1,657	666
NDP	55 MADAWASKA-LES-LACS	JOHN NOWLAN	1,037	0	0	0	0
* As filed / Tel que présenté							
<b>TOTAL</b>			<b>\$1,148,434</b>	<b>\$381,714</b>	<b>\$81,105</b>	<b>\$83,960</b>	<b>\$110,730</b>

CANDIDATE'S PERSONAL EXPENSES	NOMINATING CONVENTION EXPENSES	ELECTION DAY EXPENSES	INTEREST	OTHER	CONTESTED CLAIMS	TOTAL AMOUNT SPENT	AMOUNT SPENT PER VOTER	SPENDING LIMIT	LIMIT OVER (UNDER) ACTUAL	ELECTION EXPENSE REIMBURSEMENT
DEPENSES PERSONNELLES DU CANDIDAT	DEPENSES DE CONGRES	DEPENSES DU JOUR DU SCRUTIN	INTERET	AUTRES	RECLAMATIONS CONTESTES	TOTAL DEPENSE	MONTANT DEPENSE PAR ELECTEUR	LIMITE DE DEPENSES	DIFFERENCE ENTRE LIMITE DE DEPENSES ET DEPENSES REELLES	REMBOURSEMENT DES DEPENSES ELECTORALES
0	0	750	0	2	0	17,112	1.68	23,597	(6,485)	8,478
117	0	1,387	9	16	0	8,078	0.79	23,597	(15,519)	8,078
0	0	0	0	0	0	2,571	0.25	23,597	(21,026)	0
100	0	3,296	0	0	0	6,355	0.62	23,597	(17,242)	0
0	0	1,117	0	0	0	19,966	2.22	20,815	(849)	7,479
100	0	2,292	36	0	0	11,268	1.25	20,815	(9,547)	7,479
0	0	0	0	10	0	5,629	0.62	20,815	(15,187)	0
255	0	629	0	0	0	5,586	0.62	20,815	(16,229)	5,286
1,180	0	788	0	0	0	25,094	2.14	27,143	(2,049)	9,753
0	0	400	29	59	0	20,861	1.78	27,143	(6,281)	9,753
0	0	0	12	12	0	6,826	0.58	27,143	(20,316)	0
0	0	3,160	32	0	0	15,232	1.30	27,143	(11,911)	9,753
0	0	258	0	0	0	19,268	2.23	19,965	(697)	7,174
0	0	350	144	33	0	13,303	1.54	19,965	(6,662)	7,174
246	0	0	0	0	0	3,163	0.37	19,965	(16,802)	0
0	0	0	0	0	0	6,237	0.72	19,965	(13,728)	0
0	0	576	0	18	0	18,806	1.79	24,294	(5,488)	8,729
0	0	434	0	0	0	22,582	2.15	24,294	(1,712)	8,729
0	0	182	0	0	0	6,614	0.63	24,294	(17,680)	0
1,053	0	553	51	0	0	14,288	1.36	24,294	(10,007)	0
0	0	0	0	0	0	0	0.00	24,294	(24,294)	0
0	264	2,574	0	0	0	18,489	1.80	23,698	(5,210)	8,515
0	0	363	32	0	0	8,341	0.81	23,698	(15,357)	8,341
					Rapport Pas Présenté			23,698		
0	0	465	4	9	0	10,739	1.05	23,698	(12,960)	8,515
0	0	1,770	0	15	0	20,534	2.12	22,335	(1,802)	8,025
0	0	2,440	149	64	0	9,813	1.01	22,335	(12,522)	8,025
87	0	0	0	0	0	3,085	0.32	22,335	(19,250)	0
0	0	0	0	26	0	10,292	1.06	22,335	(12,043)	8,025
0	0	0	0	0	0	0	0.00	22,335	(22,335)	0
0	0	3,200	0	26	0	17,636	1.77	23,033	(5,397)	8,276
119	0	1,291	40	57	0	10,874	1.14	23,033	(12,169)	8,276
0	0	0	0	0	0	4,970	0.52	23,033	(18,063)	0
0	0	0	0	32	0	7,822	0.82	23,033	(16,211)	7,822
0	0	380	24	0	0	13,366	1.40	22,107	(8,741)	7,943
700	0	1,584	0	0	0	17,040	1.78	22,107	(5,067)	7,943
0	0	0	0	9	0	7,213	0.75	22,107	(14,894)	0
100	0	0	228	33	0	8,259	0.86	22,107	(13,847)	0
0	0	2,040	0	28	0	18,206	1.82	23,045	(4,838)	8,280
0	0	0	0	0	0	20,135	2.02	23,045	(2,910)	8,280
0	0	0	0	0	0	1,197	0.12	23,045	(21,848)	0
0	0	0	0	5	0	1,515	0.15	23,045	(21,530)	0
432	0	800	0	0	0	12,521	1.51	19,201	(6,680)	6,899
0	0	1,680	1	85	0	10,776	1.30	19,201	(8,425)	6,899
0	0	0	0	0	0	997	0.12	19,201	(18,204)	0
0	0	70	0	0	0	2,111	0.25	19,201	(17,090)	0
					Rapport Pas Présenté			19,201		
0	0	2,690	14	165	0	19,126	2.27	19,494	(388)	7,004
0	0	3,300	0	27	0	14,234	1.69	19,494	(5,260)	7,004
0	0	0	0	0	0	2,025	0.24	19,494	(17,469)	0
0	0	2,640	0	0	0	18,002	2.27	18,291	(289)	6,572
0	0	2,630	128	0	0	16,288	2.06	18,291	(2,003)	6,572
0	0	63	0	0	0	4,798	0.61	18,291	(13,492)	0
0	0	680	0	0	0	16,425	1.97	19,263	(2,838)	6,921
0	0	2,996	18	0	0	19,015	2.28	19,263	(249)	6,921
0	0	0	0	0	0	2,001	0.24	19,263	(17,262)	0
0	0	3,540	0	0	0	15,999	1.85	19,968	(3,969)	7,175
0	0	649	52	0	0	16,505	1.91	19,968	(3,462)	7,175
0	0	0	0	0	0	1,037	0.12	19,968	(18,931)	0
<b>\$24,058</b>	<b>\$1,771</b>	<b>\$206,722</b>	<b>\$3,067</b>	<b>\$1,998</b>	<b>\$0</b>	<b>\$2,043,560</b>	<b>\$223</b>	<b>\$4,897,211</b>	<b>(\$2,853,652)</b>	<b>\$917,424</b>

## SCHEDULE 2 - ANNEXE 2

### COMPARISON OF ELECTION PERIOD SPENDING BOTH IN ACTUAL DOLLARS AND IN CONSTANT 1978 DOLLARS GENERAL ELECTIONS OF 1974, 1978, 1982, 1987, 1991 AND 1994

### COMPARAISON DES DEPENSES ELECTORALES AUX EN DOLLARS ACTUELS ET EN DOLLARS CONSTANTS DE 1978 ELECTIONS GENERALES DE 1974, 1978, 1982, 1987, 1991 ET 1995

Consumer Price Index / Indice des prix à la Consommation	1986	-	100.0
November / novembre	1974	-	41.6
October / octobre	1978	-	57.2
October / octobre	1982	-	85.8
October / octobre	1987	-	105.6
September / septembre	1991	-	126.7
September / septembre	1995	-	133.9

	* 1974		* 1978	
	Actual Actuel	In 1978 Dollars En dollars de 1978	Actual Actuel	In 1978 Dollars En dollars de 1978
PARTIES / PARTIS	590,262	811,610	499,699	499,699
CANDIDATES / CANDIDATS	1,339,620	1,841,978	994,095	994,095
TOTAL	<u>\$1,929,882</u>	<u>\$2,653,588</u>	<u>\$1,493,794</u>	<u>\$1,493,794</u>

\* Figures include Parti Acadien / le Parti Acadien est inclus dans ces chiffres

\*

<b>1982</b>		<b>1987</b>		<b>1991</b>		<b>1995</b>	
<b>Actual</b>	<b>In 1978 Dollars</b>	<b>Actual</b>	<b>In 1978 Dollars</b>	<b>Actual</b>	<b>In 1978 Dollars</b>	<b>Actual</b>	<b>In 1978 Dollars</b>
<b>Actuel</b>	<b>En dollars de 1978</b>	<b>Actuel</b>	<b>En dollars de 1978</b>	<b>Actuel</b>	<b>En dollars de 1978</b>	<b>Actuel</b>	<b>En dollars de 1978</b>
<b>810,444</b>	<b>540,296</b>	<b>935,499</b>	<b>506,728</b>	<b>843,845</b>	<b>380,962</b>	<b>1,079,506</b>	<b>461,148</b>
<b>1,307,546</b>	<b>871,697</b>	<b>1,700,890</b>	<b>921,315</b>	<b>1,955,644</b>	<b>882,895</b>	<b>2,043,560</b>	<b>872,977</b>
<b>\$2,117,990</b>	<b>\$1,411,993</b>	<b>\$2,636,389</b>	<b>\$1,428,043</b>	<b>\$2,799,489</b>	<b>\$1,263,857</b>	<b>\$3,123,066</b>	<b>\$1,334,125</b>

# SCHEDULE 3 - ANNEXE 3

## COMPARISON OF ELECTION PERIOD SPENDING IN 1995, 1991, 1987, 1982, 1978 AND 1974 GENERAL ELECTIONS

## COMPARAISON DES DEPENSES ELECTORALES AUX ELECTIONS GENERALES DE 1995, 1991, 1987, 1982, 1978 ET 1974

<u>PARTY / PARTI</u>	<u>1995</u>	<u>1991</u>	<u>1987</u>	<u>1982</u>	<u>1978</u>	<u>1974</u>
<b>LIBERAL</b>						
Party / Parti	527,227	415,645	376,302	361,077	260,399	344,415
Candidates / Candidats	919,879	812,884	763,076	586,500	468,713	619,919
	<u>1,447,106</u>	<u>1,228,529</u>	<u>1,139,378</u>	<u>947,577</u>	<u>729,112</u>	<u>964,334</u>
<b>PC</b>						
Party / Parti	445,004	188,763	353,383	361,248	219,070	228,060
Candidates / Candidats	711,662	590,388	757,450	610,317	478,609	701,706
	<u>1,156,666</u>	<u>779,151</u>	<u>1,110,833</u>	<u>971,565</u>	<u>697,679</u>	<u>929,766</u>
<b>NDP / NPD</b>						
Party / Parti	55,920	65,416	205,814	77,575	8,521	17,787
Candidates / Candidats	237,797	277,677	164,165	103,013	18,591	9,633
	<u>293,717</u>	<u>343,093</u>	<u>369,979</u>	<u>180,588</u>	<u>27,112</u>	<u>27,420</u>
<b>COR</b>						
Party / Parti	30,012	174,021	NOT APPLICABLE / NON APPLICABLE			
Candidates / Candidats	164,402	274,606	NOT APPLICABLE / NON APPLICABLE			
	<u>194,414</u>	<u>448,627</u>				
<b>NLP / LPN</b>						
Party / Parti	21,343	NOT APPLICABLE / NON APPLICABLE				
Candidates / Candidats	0	NOT APPLICABLE / NON APPLICABLE				
	<u>21,343</u>					
<b>OTHERS / AUTRES</b>	<u>9,820</u>	<u>89</u>	<u>16,200</u>	<u>3,599</u>	<u>9,167</u>	<u>6,568</u>
<b>Total</b>	<u>\$3,123,065</u>	<u>\$2,799,489</u>	<u>\$2,636,390</u>	<u>\$2,103,329</u>	<u>\$1,463,070</u>	<u>\$1,928,088</u>
<b>SUMMARY / SOMMAIRE</b>						
Parties / Partis	1,079,506	843,845	935,499	799,900	487,990	590,262
Candidates / Candidats	2,043,559	1,955,644	1,700,891	1,303,429	975,080	1,337,826
<b>Total</b>	<u>\$3,123,065</u>	<u>\$2,799,489</u>	<u>\$2,636,390</u>	<u>\$2,103,329</u>	<u>\$1,463,070</u>	<u>\$1,928,088</u>

ELECTION EXPENSE ANALYSIS  
1995 GENERAL ELECTION

ANALYSE DES DEPENSES ELECTORALES  
ELECTIONS GENERALES DE 1995

PARTY / PARTI	SPENDING LIMIT	AMOUNT SPENT	ACTUAL AMOUNT UNDER LIMIT	PERCENTAGE UNDER LIMIT
	LIMITE DE DEPENSES	MONTANT DEPENSE	MONTANT REEL SOUS-LIMITE	POURCENTAGE SOUS-LIMITE
<b>LIBERAL</b>				
Party / Parti	672,886	527,227	145,659	22%
Candidates / Candidats	1,184,267	919,879	264,388	22%
	<u>1,857,153</u>	<u>1,447,106</u>	<u>410,047</u>	22%
<b>PROGRESSIVE CONSERVATIVE PROGRESSISTE-CONSERVATEUR</b>				
Party / Parti	672,886	445,004	227,882	34%
Candidates / Candidats	1,184,267	711,662	472,605	40%
	<u>1,857,153</u>	<u>1,156,666</u>	<u>700,487</u>	38%
<b>NEW DEMOCRATS / NEO DEMOCRAT</b>				
Party / Parti	672,886	55,920	616,966	92%
Candidates / Candidats	1,184,267	237,797	946,470	80%
	<u>1,857,153</u>	<u>293,717</u>	<u>1,563,436</u>	84%
<b>COR</b>				
Party / Parti	443,764	30,012	413,752	93%
Candidates / Candidats	783,304	164,402	618,903	79%
	<u>1,227,068</u>	<u>194,414</u>	<u>1,032,655</u>	84%
<b>NATURAL LAW / LOI NATURELLE</b>				
Party / Parti	213,767	21,343	192,424	90%
Candidates / Candidats	374,093	0	374,093	100%
	<u>587,860</u>	<u>21,343</u>	<u>566,517</u>	96%
<b>OTHERS / AUTRES</b>	<u>187,013</u>	<u>9,820</u>	<u>177,193</u>	95%
<b>Total</b>	<u><u>\$7,573,400</u></u>	<u><u>\$3,123,065</u></u>	<u><u>\$4,450,335</u></u>	59%

**SCHEDULE 5 - ANNEXE 5****SUMMARY OF REVENUE AND EXPENDITURE  
For the Period 01 January 1995 to 31 December 1995****SOMMAIRE DE REVENU ET DEPENSE  
Pour la période du 1er janvier 1995 au 31 décembre 1995**

<b>REVENUE / REVENU:</b>	<b>LIBERAL</b>	<b>PROGRESSIVE CONSERVATIVE</b>
		<b>PROGRESSISTE- CONSERVATEUR</b>
<b>MEMBERSHIPS / COTISATIONS</b>	<b>240</b>	<b>18,665</b>
<b>REGISTRATION FEES / DROITS D'INSCRIPTION</b>	<b>0</b>	<b>76,753</b>
<b>ENTRANCE FEES / DROITS D'ADMISSION</b>	<b>27,364</b>	<b>7,915</b>
<b>TOTAL CONTRIBUTIONS / CONTRIBUTIONS TOTALES</b>	<b>1,523,049</b>	<b>710,471</b>
<b>INVESTMENT INCOME / REVENU D'INVESTISSEMENT</b>	<b>41,087</b>	<b>1,479</b>
<b>TRANSFERS FROM RELATED ORGANIZATIONS / TRANSFERTS D'ORGANISMES RELIES</b>	<b>871,252</b>	<b>167,182</b>
<b>TRANSFERS FROM PREVIOUSLY HELD FUNDS / TRANSFERTS DES FONDS ET ACTIFS ANTERIEURS</b>	<b>34,250</b>	<b>0</b>
<b>PROCEEDS FROM LOANS / PRODUITS D'EMPRUNTS</b>	<b>871,659</b>	<b>804,257</b>
<b>ANNUAL ALLOWANCE / ALLOCATION ANNUELLE</b>	<b>336,018</b>	<b>147,671</b>
<b>OTHER INCOME / AUTRE REVENU</b>	<b>64,442</b>	<b>51,117</b>
<b>TOTAL REVENUE / REVENU TOTAL</b>	<b>\$3,769,361</b>	<b>\$1,985,510</b>
<b>EXPENDITURES / DEPENSES:</b>		
<b>NON-ELECTION EXPENSES / DEPENSES NON-ELECTORALES</b>	<b>1,233,736</b>	<b>593,498</b>
<b>TRANSFERS TO RELATED ORGANIZATIONS / TRANSFERTS AUX ORGANISMES RELIES</b>	<b>2,216,232</b>	<b>1,079,043</b>
<b>REPAYMENT ON LOANS / REPAIEMENT D'EMPRUNTS</b>	<b>670,981</b>	<b>247,677</b>
<b>TOTAL EXPENDITURES / DEPENSES TOTALES</b>	<b>\$4,120,949</b>	<b>\$1,920,218</b>
<b>NET SURPLUS (DEFICIENCY) FOR THE PERIOD / SURPLUS (DEFICIT) NET POUR LA PERIODE</b>	<b>(351,588)</b>	<b>65,292</b>
<b>CASH IN BANK AND ON HAND AT 31 DECEMBER 1994 / ARGENT EN BANQUE ET EN CAISSE AU 31 DECEMBRE 1994</b>	<b>921,809</b>	<b>156,442</b>
<b>"CALCULATED" CASH POSITION AT 31 DECEMBER 1995 / "CALCUL" D'ARGENT AU 31 DECEMBRE 1995</b>	<b>\$570,221</b>	<b>\$221,734</b>
<b>VALUE OF CONTRIBUTED PROPERTY / SERVICES / VALEUR DE BIENS/SERVICES CONTRIBUES</b>	<b>\$23,001</b>	<b>\$16,576</b>

NEW DEMOCRATS		NATURAL LAW	INDEPENDENT CANDIDATES	TOTAL
NEO-DEMOCRATS	COR	LOI NATURELLE	CANDIDATS INDEPENDENTS	TOTAL
0	20,430	0	0	39,335
0	11,790	0	0	88,543
75	13,199	0	0	48,553
163,108	86,816	20,685	6,495	2,510,624
97	2,481	0	0	45,144
63,869	103,405	0	0	1,205,708
0	0	0	0	34,250
141,458	23,806	5,800	0	1,846,980
78,871	151,195	0	0	713,755
14,776	28,656	0	20	159,011
<u>\$462,254</u>	<u>\$441,778</u>	<u>\$26,485</u>	<u>\$6,515</u>	<u>\$6,691,903</u>
135,206	224,912	5,101	160	2,192,613
341,301	286,563	17,010	6,355	3,946,504
27,144	3,243	5,800	0	954,845
<u>\$503,651</u>	<u>\$514,718</u>	<u>\$27,911</u>	<u>\$6,515</u>	<u>\$7,093,962</u>
(41,397)	(72,940)	(1,426)	0	(402,059)
(7,686)	159,105	0	0	1,229,670
<u>(\$49,083)</u>	<u>\$86,165</u>	<u>(\$1,426)</u>	<u>\$0</u>	<u>\$827,611</u>
<u>\$8,470</u>	<u>\$12,315</u>	<u>\$314</u>	<u>\$1,119</u>	<u>\$61,795</u>

# SCHEDULE 6A - ANNEXE 6A

## DETAILED STATEMENT OF REVENUE AND EXPENDITURE For the period from 01 January 1995 to 31 December 1995 LIBERAL PARTY / PARTI LIBERAL ETAT DETAILLE DE REVENU ET DEPENSE Pour la période du 1er janvier 1995 au 31 décembre 1995

#	DISTRICT ASSOCIATION	MEMBERSHIPS	REGISTRATION FEES	ENTRANCE FEES	TOTAL CONTRIBUTIONS	INVESTMENT INCOME	TRANSFERS IN FROM RELATED ORGANIZATIONS	TRANSFERS IN FROM PREVIOUSLY HELD FUNDS
#	ASSOCIATION DE CIRCONSCRIPTION	COTISATIONS	DROITS D'INSCRIPTION	DROITS D'ADMISSION	CONTRIBUTIONS TOTALES	REVENU GAGNE	TRANSFERTS RECUS D'AUTRES ORGANISMES	TRANSFERTS RECUS DES FONDS ET ACTIFS ANTERIEURS
01	RESTIGOUCHE WEST/OUEST	0	0	0	0	0	9,724	0
02	CAMPBELLTON	0	0	0	0	0	20,592	0
03	DALHOUSIE-RESTIGOUCHE EAST/EST	0	0	0	0	0	8,850	0
04	NIGADOO-CHALEUR	0	0	0	0	0	3,937	0
05	BATHURST	0	0	4,451	0	0	26,569	0
06	NEPISIGUIT	0	0	0	0	0	8,047	0
07	CARAQUET	0	0	0	0	0	32,108	0
08	LAMEQUE-SHIPPIGAN-MISCOU	0	0	0	0	0	27,523	0
09	CENTRE-PENINSULE	0	0	0	0	0	18,191	0
10	TRACADIE-SHEILA	0	0	0	0	0	17,343	0
11	MIRAMICHI BAY / BAIE-DE-MIRAMICHI	0	0	0	0	7	12,691	0
12	MIRAMICHI-BAY/BAIE-DU-VIN	0	0	0	0	500	26,376	0
13	MIRAMICHI CENTRE	0	0	0	0	679	15,656	0
14	SOUTHWEST MIRAMICHI-SUD-OUEST	0	0	0	0	11	9,084	0
15	ROGERSVILLE-KOUCHIBOUGUAC	0	0	0	0	86	7,978	0
16	KENT	0	0	0	0	0	18,045	0
17	KENT SOUTH/SUD	0	0	0	0	225	38,791	0
18	SHEDIAC-CAP-PELE	0	0	0	0	413	25,695	0
19	TANTRAMAR	0	0	0	0	0	7,405	0
20	DIEPPE-MEMRAMCOOK	0	0	0	0	0	19,427	0
21	MONCTON EAST/EST	0	0	0	0	0	17,563	0
22	MONCTON SOUTH/SUD	0	0	0	0	255	27,373	0
23	MONCTON NORTH/NORD	90	0	0	0	0	17,385	0
24	MONCTON CRESCENT	0	0	0	0	6	24,746	0
25	PETITCODIAC	0	0	0	0	0	10,542	0
26	RIVERVIEW	0	0	0	0	234	4,504	0
27	ALBERT	0	0	6,310	0	0	10,501	0
28	KINGS EAST/EST	150	0	4,554	0	382	13,378	0
29	HAMPTON-BELLEISLE	0	0	0	0	0	10,650	0
30	KENNEBECASIS	0	0	0	0	0	10,099	0
31	SAINT JOHN-FUNDY	0	0	0	0	0	7,937	0
32	SAINT JOHN-KINGS	0	0	0	0	5	18,795	0
33	SAINT JOHN CHAMPLAIN	0	0	0	0	0	14,530	0
34	SAINT JOHN HARBOUR	0	0	0	0	0	6,787	0
35	SAINT JOHN PORTLAND	0	0	0	0	0	7,301	0
36	SAINT JOHN LANCASTER	0	0	3,551	0	124	16,119	0
37	GRAND BAY-WESTFIELD	0	0	0	0	3	9,774	0
38	CHARLOTTE	0	0	0	0	0	20,638	0
39	FUNDY ISLES / ILES-DE-FUNDY	0	0	0	0	16	5,930	0
40	WESTERN CHARLOTTE-OUEST	0	0	1,247	0	431	12,213	0
41	OROMOCTO-GAGETOWN	0	0	0	0	0	9,508	0
42	GRAND LAKE	0	0	0	0	146	23,745	0
43	FREDERICTON NORTH/NORD	0	0	0	0	299	21,175	0
44	FREDERICTON-FORT NASHWAAK	0	0	1,496	0	0	14,752	0
45	FREDERICTON SOUTH/SUD	0	0	0	0	250	33,653	0
46	NEW MARYLAND	0	0	0	0	0	15,834	0
47	YORK	0	0	0	0	299	11,268	0
48	MACTAQUAC	0	0	0	0	750	6,782	0
49	WOODSTOCK	0	0	2,430	0	0	21,520	0
50	CARLETON	0	0	0	0	56	16,986	0
51	VICTORIA-TOBIQUE	0	0	0	0	0	9,948	0
52	GRAND FALLS REGION DE GRAND-SAULT	0	0	0	0	45	21,862	0
53	MADAWASKA-LA-VALLEE	0	0	0	0	0	2,796	0
54	EDMUNDSTON	0	0	0	0	0	18,419	0
55	MADAWASKA-LES-LACS	0	0	3,324	0	0	12,931	0
<b>TOTAL</b>		<b>240</b>	<b>0</b>	<b>27,364</b>	<b>0</b>	<b>5,203</b>	<b>663,983</b>	<b>0</b>
<b>PARTY / PARTI</b>		<b>0</b>	<b>0</b>	<b>0</b>	<b>1,523,049</b>	<b>35,884</b>	<b>7,269</b>	<b>34,250</b>
<b>TOTAL</b>		<b>\$240</b>	<b>\$0</b>	<b>\$27,364</b>	<b>\$1,523,049</b>	<b>\$41,087</b>	<b>\$871,252</b>	<b>\$34,250</b>

PROCEEDS FROM LOANS	OTHER INCOME	TOTAL RECEIPTS	NON-ELECTION EXPENSES	TRANSFERS TO RELATED ORGANIZATIONS	REPAYMENT OF LOANS	TOTAL EXPENSES	NET SURPLUS (DEFICIENCY) FOR THE PERIOD	CASH IN BANK AND ON HAND 31 DEC. 1994	"CALCULATED" CASH POSITION 31 DEC. 1996	VALUE OF CONTRIBUTED PROPERTY / SERVICES
PRODUITS D'EMPRUNTS	AUTRE REVENU	RECETTES TOTALES	DEPENSES AUTRES QUE DEPENSES ELECTORALES	TRANSFERTS AUX ORGANISMES RELIES	EMPRUNTS PAYES	DEPENSES TOTALES	SURPLUS (DEFICIT) NET POUR LA PERIODE	ARGENT EN BANQUE ET EN CAISSE 31 DEC 1994	"CALCUL" D'ARGENT 31 DEC 1995	VALEUR DES BIENS / SERVICES CONTRIBUES
0	0	9,724	6,073	11,387	0	17,460	(7,737)	1,766	(5,971)	0
0	0	20,593	3,140	16,020	0	19,160	1,432	191	1,624	0
7,800	83	17,713	5,521	14,836	0	20,357	(2,844)	5,864	3,220	0
0	0	3,937	9,418	19,838	0	29,055	(25,118)	5,490	(19,629)	0
0	3,944	34,965	20,521	15,000	0	35,521	(557)	7,513	6,956	0
11,000	25	19,072	591	17,075	0	17,886	1,405	105	1,510	0
25,099	50	57,257	8,802	20,389	19,738	48,929	8,328	0	8,328	0
5,000	888	33,389	3,791	18,850	5,000	27,841	5,748	1,103	6,850	0
5,000	0	23,191	4,871	15,768	5,000	25,627	(2,435)	0	(2,435)	0
2,500	9,873	29,716	2,744	25,087	2,500	30,311	(595)	3,829	3,233	0
7,038	0	19,738	733	15,861	0	16,394	3,342	1,548	4,890	0
0	2,931	29,807	12,599	10,850	0	23,449	8,358	9,712	18,070	0
14,000	189	30,524	6,437	21,054	10,500	37,991	(7,487)	8,947	1,480	0
9,000	0	18,105	5,947	15,400	0	21,347	(3,242)	3,731	488	0
1,146	0	9,210	4,404	13,740	0	18,145	(8,935)	9,645	710	0
0	0	18,045	5,878	13,100	0	18,978	(933)	1,102	170	0
0	0	39,016	15,252	18,125	0	33,377	5,839	1,017	6,856	0
0	0	26,108	11,784	18,218	0	30,002	(3,894)	6,492	2,598	0
5,000	1,049	13,454	8,838	15,550	0	24,388	(10,934)	934	(10,000)	0
1,945	1,389	22,761	4,484	20,232	0	24,716	(1,955)	2,179	224	0
5,000	0	22,563	5,317	17,929	0	23,248	(683)	4,088	3,405	0
0	0	27,628	6,363	19,000	0	25,363	2,265	5,273	7,538	0
0	554	18,029	5,213	14,094	0	19,306	(1,277)	1,633	356	0
7,900	0	32,651	3,221	24,479	5,000	32,700	(48)	3,902	3,854	0
6,500	0	17,042	4,407	14,454	0	18,860	(1,819)	4,707	2,888	0
0	0	4,738	3,031	15,573	0	18,604	(13,866)	15,809	1,944	0
6,000	360	23,171	8,882	14,694	4,200	25,776	(2,805)	4,194	1,589	0
10,000	0	28,445	10,779	19,771	0	30,550	(2,105)	7,158	5,053	0
10,000	2,849	23,299	4,552	18,505	0	23,057	242	579	821	0
4,000	0	14,099	1,783	14,755	0	16,538	(2,439)	2,248	(191)	0
5,000	5	12,942	714	12,350	0	13,064	(122)	0	(122)	0
0	2,450	22,250	8,678	16,000	0	24,676	(2,427)	1,199	(1,229)	0
0	7	14,537	5,212	18,289	0	23,501	(8,984)	1,193	(7,771)	0
8,500	1,778	17,064	5,196	18,576	0	23,772	(6,708)	7,706	998	0
0	0	7,301	2,348	10,571	0	12,919	(5,618)	13,225	7,607	0
6,000	0	25,795	8,885	18,750	0	25,635	180	4,991	5,151	0
3,000	0	12,777	4,283	11,000	0	15,283	(2,506)	2,127	(379)	0
0	0	20,638	5,082	18,000	0	21,082	(443)	9,105	8,661	0
0	0	5,948	1,024	8,038	0	9,081	(3,115)	3,983	866	0
0	0	13,891	3,859	16,185	0	20,044	(6,153)	8,480	2,327	0
5,000	1,342	15,849	3,895	18,300	0	22,195	(6,348)	6,988	642	0
3,000	227	27,118	5,676	20,892	0	26,568	550	261	811	0
0	0	21,474	5,532	29,257	0	34,789	(13,315)	14,228	912	0
0	512	18,780	9,359	18,318	0	27,678	(10,918)	4,211	(6,707)	0
0	0	33,903	8,744	19,459	0	26,203	7,699	203	7,902	0
7,000	1,114	23,948	5,624	19,500	0	25,124	(1,175)	2,081	906	0
8,000	314	19,861	5,092	19,543	0	24,635	(4,753)	8,365	3,612	0
0	2,612	10,143	5,216	16,809	0	21,825	(11,681)	13,363	1,682	0
3,000	790	27,740	10,367	17,985	0	26,352	(612)	2,663	2,052	0
2,000	0	19,042	5,041	18,300	0	23,341	(4,299)	4,178	(120)	0
10,000	0	19,948	5,656	15,344	0	21,000	(1,052)	245	(807)	0
0	0	21,907	4,724	18,582	0	23,306	(1,399)	2,587	1,188	0
14,000	11,790	28,586	9,245	19,791	0	29,036	(450)	537	87	0
14,732	0	33,151	8,041	15,700	9,043	32,765	366	337	703	0
3,500	760	20,515	6,887	14,125	0	21,012	(497)	2,357	1,860	0
236,659	47,643	1,181,093	333,755	936,665	60,981	1,331,401	(150,308)	235,374	85,066	0
635,000	352,817	2,588,269	699,981	1,279,567	610,000	2,789,548	(201,279)	886,435	485,156	23001
\$871,659	\$400,460	\$3,769,382	\$1,233,738	\$2,218,232	\$870,981	\$4,120,949	(\$351,587)	\$921,809	\$570,222	\$23,001

**SCHEDULE 6B - ANNEXE 6B**

**DETAILED STATEMENT OF REVENUE AND EXPENDITURE**  
**For the period from 01 January 1995 to 31 December 1995**  
**P.C. PARTY / PARTI P.-C.**  
**ETAT DETAILLE DE REVENU ET DEPENSE**  
**Pour la période du 1er janvier 1995 au 31 décembre 1995**

#	DISTRICT ASSOCIATION	MEMBERSHIPS	REGISTRATION FEES	ENTRANCE FEES	TOTAL CONTRIBUTIONS	INVESTMENT INCOME	TRANSFERS IN FROM RELATED ORGANIZATIONS	TRANSFERS IN FROM PREVIOUSLY HELD FUNDS
#	ASSOCIATION DE CIRCONSCRIPTION	COTISATIONS	DROITS D'INSCRIPTION	DROITS D'ADMISSION	CONTRIBUTIONS TOTALES	REVENU GAGNE	TRANSFERTS RECUS D'AUTRES ORGANISMES	TRANSFERTS RECUS DES FONDS ET ACTIFS ANTERIEURS
01	RESTIGOUCHE WEST/-OUEST	0	0	0	13,975	0	3,336	0
02	CAMPBELLTON	142	0	0	5,515	0	0	0
03	DALHOUSIE-RESTIGOUCHE EAST/-EST	103	0	0	4,659	2	115	0
04	NIGADOO-CHALEUR	0	0	3,135	10,165	0	200	0
05	BATHURST	0	0	0	1,725	0	1,000	0
06	NEPISIGUIT	0	0	0	4,210	0	0	0
07	CARAQUET	196	0	0	12,515	0	41	0
08	LAMEQUE-SHIPPIGAN-MISCOU	670	0	0	24,300	0	2,411	0
09	CENTRE-PENINSULE *	242	0	0	17,160	0	4,275	0
10	TRACADIE-SHEILA	0	1,632	1,350	14,015	0	1,945	0
11	MIRAMICHI BAY / BAIE-DE-MIRAMICHI	2,492	0	0	11,163	5	0	0
12	MIRAMICHI-BAY/BAIE-DU-VIN	0	0	0	7,980	3	1,912	0
13	MIRAMICHI CENTRE	0	0	381	9,643	4	3,500	0
14	SOUTHWEST MIRAMICHI	0	0	0	3,720	0	0	0
15	ROGERSVILLE-KOUCHIBOUGUAC	168	0	0	7,675	0	0	0
16	KENT *	0	0	0	0	0	1,240	0
17	KENT SOUTH/-SUD *	0	0	0	0	0	5,168	0
18	SHEDIAC-CAP-PELE *	0	0	0	13,475	0	0	0
19	TANTRAMAR	120	0	0	3,698	0	0	0
20	DIEPPE-MEMRAMCOOK	0	0	0	10,268	0	2,443	0
21	MONCTON EAST/-EST	0	350	0	1,500	119	6,699	0
22	MONCTON SOUTH/-SUD	260	0	0	4,350	36	9,429	0
23	MONCTON NORTH/-NORD	0	105	1,099	4,079	0	5,297	0
24	MONCTON CRESCENT	0	0	0	11,110	0	5,927	0
25	PETITCODIAC	0	1,050	0	10,865	0	3,529	0
26	RIVERVIEW *	0	0	0	4,000	0	1,500	0
27	ALBERT	63	0	0	6,659	0	5,000	0
28	KINGS EAST/-EST	190	1,165	1,324	10,377	1	9,512	0
29	HAMPTON-BELLEISLE	466	945	0	8,269	0	4,120	0
30	KENNEBECASIS	0	0	0	4,959	0	3,325	0
31	SAINT JOHN-FUNDY *	0	0	0	5,991	0	0	0
32	SAINT JOHN-KINGS	1,380	0	0	12,095	0	4,162	0
33	SAINT JOHN CHAMPLAIN	769	0	0	3,475	1	3,646	0
34	SAINT JOHN HARBOUR	152	0	67	3,565	0	378	0
35	SAINT JOHN PORTLAND	2,000	0	0	7,953	0	546	0
36	SAINT JOHN LANCASTER	0	0	0	13,526	1	798	0
37	GRAND BAY-WESTFIELD	0	0	395	6,405	0	4,175	0
38	CHARLOTTE	225	1,105	0	9,636	0	280	0
39	FUNDY ISLES / ILES-DE-FUNDY	0	0	0	6,665	0	0	0
40	WESTERN CHARLOTTE-OUEST	0	0	0	4,535	128	5,000	0
41	OROMOCTO-GAGETOWN	787	0	0	5,375	422	14,633	0
42	GRAND LAKE	2,925	0	0	8,560	2	3,477	0
43	FREDERICTON NORTH/-NORD	0	0	0	11,361	102	743	0
44	FREDERICTON-FORT NASHWAAK	0	420	184	3,593	0	3,968	0
45	FREDERICTON SOUTH/-SUD	0	0	0	15,605	0	6,034	0
46	NEW MARYLAND	0	0	0	6,950	2	560	0
47	YORK	0	0	0	7,063	0	200	0
48	MACTAQUAC	0	0	0	5,600	0	250	0
49	WOODSTOCK	2,990	0	0	14,465	0	789	0
50	CARLETON	220	0	0	23,390	0	0	0
51	VICTORIA-TOBIQUE	200	1,290	0	13,201	3	629	0
52	GRAND FALLS REGION DE GRAND-SAULT	0	0	0	17,970	80	1,499	0
53	MADAWASKA-LA-VALLEE	0	0	0	22,378	0	5,000	0
54	EDMUNDSTON	0	0	0	45,845	1	0	0
55	MADAWASKA-LES-LACS	1,890	0	0	17,337	0	0	0
<b>TOTAL</b>		<b>18,650</b>	<b>8,062</b>	<b>7,915</b>	<b>532,565</b>	<b>912</b>	<b>138,670</b>	<b>0</b>
<b>PARTY / PARTI</b>		<b>15</b>	<b>68,691</b>	<b>0</b>	<b>177,908</b>	<b>567</b>	<b>28,512</b>	<b>0</b>
<b>TOTAL</b>		<b>\$18,865</b>	<b>\$78,753</b>	<b>\$7,915</b>	<b>\$710,471</b>	<b>\$1,479</b>	<b>\$187,182</b>	<b>\$0</b>

\* As filed / Tel que présenté

PROCEEDS FROM LOANS	OTHER INCOME	TOTAL RECEIPTS	NON-ELECTION EXPENSES	TRANSFERS TO RELATED ORGANIZATIONS	REPAYMENT OF LOANS	TOTAL EXPENSES	NET CASH SURPLUS (DEFICIENCY)	CASH IN BANK AND ON HAND 31 DEC. 1994	"CALCULATED" CASH POSITION 31 DEC. 1996	VALUE OF CONTRIBUTED PROPERTY / SERVICES
PRODUITS D'EMPRUNTS	AUTRE REVENU	RECETTES TOTALES	DEPENSES AUTRES QUE DEPENSES ELECTORALES	TRANSFERTS AUX ORGANISMES RELIES	EMPRUNTS PAYES	DEPENSES TOTALES	SURPLUS (DEFICIT) NET D'ARGENT	ARGENT EN BANQUE ET EN CAISSE 31 DEC 1994	"CALCUL" D'ARGENT 31 DEC 1996	VALEUR DES BIENS / SERVICES CONTRIBUES
4,500	1,634	23,445	4,628	17,798	0	22,325	1,120	0	1,120	728
5,000	0	10,657	1,701	10,615	0	12,218	(1,559)	1,503	(58)	1,500
586	0	5,485	2,879	6,001	0	8,680	(3,215)	1,906	(1,308)	0
0	0	13,500	2,837	10,800	0	13,437	63	0	63	0
0	0	2,725	1	2,720	0	2,721	4	0	4	0
10,000	0	14,210	1,097	13,224	0	14,321	(111)	93	(18)	544
7,500	0	20,282	2,539	18,120	0	20,859	(407)	384	(23)	0
0	0	27,381	4,172	24,153	0	28,325	(944)	2,068	1,124	0
0	0	21,877	0	15,200	0	15,200	6,477	484	8,960	500
6,000	9,873	34,815	9,896	24,585	0	34,281	533	1,954	2,487	0
6,500	1,758	21,917	7,157	13,245	0	20,402	1,515	2,845	4,380	0
0	157	10,052	1,188	8,820	0	9,808	244	2,161	2,405	475
6,000	0	19,526	8,071	17,875	0	23,746	(4,216)	6,827	2,809	0
9,303	0	13,023	2,763	19,703	0	22,486	(9,463)	109	(9,355)	0
2,631	908	11,380	2,213	9,387	0	11,800	(220)	329	109	680
0	0	1,240	0	591	0	591	649	0	649	0
0	0	5,188	4,761	375	0	5,158	12	0	12	0
0	0	13,475	2,486	0	0	2,486	10,989	59	11,047	0
3,000	220	7,038	969	3,050	3,000	7,019	19	181	200	0
9,000	0	21,711	3,384	19,337	0	22,720	(1,009)	6,180	5,171	293
0	0	8,888	1,208	8,526	0	9,734	(1,088)	3,181	2,115	300
0	0	14,078	1,823	9,100	0	10,723	3,353	4,129	7,481	300
0	211	10,791	2,478	7,833	0	10,309	483	655	1,138	2,311
3,000	0	20,037	2,288	17,213	2,400	21,881	(1,844)	2,078	233	0
0	100	15,944	5,983	18,000	0	21,983	(8,439)	2,245	(4,194)	100
0	921	8,421	1,871	7,855	0	9,728	(3,305)	3,478	171	0
0	628	12,350	4,756	11,300	0	16,056	(3,708)	3,484	(222)	0
0	1,400	23,968	4,381	12,870	0	17,031	6,837	4,636	11,475	0
2,000	4,117	19,917	4,196	15,054	0	19,250	867	571	1,238	1,540
8,203	0	18,487	4,045	12,325	0	18,370	117	316	433	0
4,000	0	9,991	0	0	0	0	9,991	0	9,991	0
7,000	0	24,837	3,780	17,823	0	21,383	3,253	426	3,879	500
0	200	8,093	2,118	6,102	0	6,220	(128)	507	379	0
0	0	4,182	1,926	8,290	0	10,178	(8,014)	1,307	(4,707)	158
5,000	1,938	17,437	5,200	12,400	0	17,800	(163)	1,775	1,812	0
5,750	183	20,269	4,547	19,810	0	24,367	(4,098)	4,775	877	0
0	0	10,975	2,728	10,250	0	12,978	(2,001)	2,647	645	1,073
5,000	14	18,239	3,819	11,900	0	15,519	720	2,364	3,084	340
0	299	8,964	5,378	5,242	0	10,820	(3,656)	3,866	10	119
0	0	9,881	11,775	15,887	0	27,442	(17,781)	20,720	2,939	0
0	0	21,218	2,529	8,450	0	10,979	10,237	0	10,237	0
0	959	13,922	4,505	11,818	0	18,123	(2,200)	5,910	3,710	0
8,500	0	20,706	3,927	20,352	0	24,279	(3,573)	6,003	2,430	0
8,500	203	18,846	5,301	13,303	0	18,604	(1,758)	2,890	932	0
4,000	90	25,729	5,520	22,711	0	28,231	(2,503)	4,210	1,707	0
0	0	7,512	2,930	6,754	0	8,664	(1,172)	1,224	82	1,887
10,000	4,848	21,910	5,072	9,577	7,000	21,648	282	787	1,029	0
15,000	852	21,702	3,384	11,200	7,500	22,064	(382)	1,087	726	399
0	345	16,589	2,817	15,813	0	18,830	(41)	563	522	2,640
0	2,081	25,690	8,857	20,118	0	28,974	(3,284)	4,124	839	0
10,000	1,971	27,294	18,857	10,754	0	29,811	(2,317)	2,752	435	0
0	0	19,550	3,197	28,000	0	31,197	(11,647)	12,364	738	0
23,738	0	51,115	13,146	19,268	21,844	54,078	(2,983)	4,015	1,052	11
8,000	849	54,495	23,219	29,263	2,000	54,482	12	253	265	0
5,000	1,084	25,281	6,328	19,386	0	25,713	(422)	963	540	400
389,978	37,419	1,134,171	243,667	705,805	43,544	992,838	141,335	138,885	157,910	18,578
414,279	161,389	851,339	348,811	373,438	204,133	927,362	(78,043)	19,558	(56,465)	0
\$804,257	\$198,788	\$1,985,510	\$593,498	\$1,079,043	\$247,677	1,920,216	\$65,292	\$156,442	\$221,734	\$16,578

SCHEDULE 6C - ANNEXE 6C

DETAILED STATEMENT OF REVENUE AND EXPENDITURE  
 For the period from 01 January 1995 to 31 December 1995  
 NEW DEMOCRATIC PARTY / PARTI NEO-DEMOCRAT  
 ETAT DETAILLE DE REVENU ET DEPENSE  
 Pour la période du 1er janvier 1995 au 31 décembre 1995

#	DISTRICT ASSOCIATION	MEMBERSHIPS	REGISTRATION FEES	ENTRANCE FEES	TOTAL CONTRIBUTIONS	INVESTMENT INCOME	TRANSFERS IN FROM RELATED ORGANIZATIONS	TRANSFERS IN FROM PREVIOUSLY HELD FUNDS
#	ASSOCIATION DE CIRCONSCRIPTION	COTISATIONS	DROITS D'INSCRIPTION	DROITS D'ADMISSION	CONTRIBUTIONS TOTALES	REVENU GAGNE	TRANSFERTS RECUS D'AUTRES ORGANISMES	TRANSFERTS RECUS DES FONDS ET ACTIFS ANTERIEURS
01	RESTIGOUCHE WEST/OUEST				No Registered District Association			
02	CAMPBELLTON				No Registered District Association			
03	DALHOUSIE-RESTIGOUCHE EAST/EST	0	0	0	0	43	23,372	0
04	NIGADOO				No Financial Return Submitted			
05	BATHURST				No Registered District Association			
06	NEPISIGUIT				No Registered District Association			
07	CARAQUET *	0	0	0	0	0	384	0
08	LAMEQUE-SHIPPIGAN-MISCOU				No Registered District Association			
09	CENTRE-PENINSULE				No Registered District Association			
10	TRACADIE-SHEILA				No Registered District Association			
11	MIRAMICHI BAY / BAIE-DE-MIRAMICHI				No Registered District Association			
12	MIRAMICHI-BAY/BAIE-DU-VIN				No Registered District Association			
13	MIRAMICHI CENTRE				No Registered District Association			
14	SOUTHWEST MIRAMICHI				No Registered District Association			
15	ROGERSVILLE-KOUCHIBOUGUAC				No Registered District Association			
16	KENT				No Registered District Association			
17	KENT SOUTH/SUD				No Registered District Association			
18	SHEDIAC-CAP-PELE				No Registered District Association			
19	TANTRAMAR	0	0	75	0	0	3,078	0
20	DIEPPE-MEMRAMCOOK	0	0	0	0	51	9,805	0
21	MONCTON EAST/EST				No Registered District Association			
22	MONCTON SOUTH/SUD				No Registered District Association			
23	MONCTON NORTH/NORD				No Registered District Association			
24	MONCTON CRESCENT				No Registered District Association			
25	PETITCODIAC				No Registered District Association			
26	RIVERVIEW				No Registered District Association			
27	ALBERT				No Registered District Association			
28	KINGS EAST/EST				No Registered District Association			
29	HAMPTON-BELLEISLE				No Registered District Association			
30	KENNEBECASIS				No Registered District Association			
31	SAINT JOHN-FUNDY				No Registered District Association			
32	SAINT JOHN-KINGS				No Registered District Association			
33	SAINT JOHN CHAMPLAIN				No Registered District Association			
34	SAINT JOHN HARBOUR	0	0	0	0	0	8,713	0
35	SAINT JOHN PORTLAND				No Registered District Association			
36	SAINT JOHN LANCASTER	0	0	0	0	0	7,740	0
37	GRAND BAY-WESTFIELD				No Registered District Association			
38	CHARLOTTE				No Registered District Association			
39	FUNDY ISLES / ILES-DE-FUNDY	0	0	0	0	0	0	0
40	WESTERN CHARLOTTE-OUEST				No Registered District Association			
41	OROMOCTO-GAGETOWN				No Registered District Association			
42	GRAND LAKE				No Registered District Association			
43	FREDERICTON NORTH/NORD				No Registered District Association			
44	FREDERICTON-FORT NASHWAAK				No Registered District Association			
45	FREDERICTON SOUTH/SUD	0	0	0	0	0	4,003	0
46	NEW MARYLAND				No Registered District Association			
47	YORK	0	0	0	0	0	2,870	0
48	MACTAQUAC				No Registered District Association			
49	WOODSTOCK *	0	0	0	2,546	0	2,692	0
50	CARLETON				No Registered District Association			
51	VICTORIA-TOBIQUE				No Registered District Association			
52	GRAND FALLS REGION DE GRAND-SAULT				No Registered District Association			
53	MADAWASKA-LA-VALLEE				No Registered District Association			
54	EDMUNDSTON	0	0	0	0	2	273	0
55	MADAWASKA-LES-LACS				No Registered District Association			
	TOTAL	\$0	\$0	\$75	\$2,546	\$97	\$62,929	\$0
	PARTY / PARTI	0	0	0	160,562	0	940	0
	TOTAL	\$0	\$0	\$75	\$163,108	\$97	\$63,869	\$0

\* As filed / Tel que présenté

PROCEEDS FROM LOANS	OTHER INCOME	TOTAL RECEIPTS	NON-ELECTION EXPENSES	TRANSFERS TO RELATED ORGANIZATIONS	REPAYMENT OF LOANS	TOTAL EXPENSES	NET CASH SURPLUS (DEFICIENCY)	CASH IN BANK AND ON HAND 31 DEC. 1994	"CALCULATED" CASH POSITION 31 DEC. 1996	VALUE OF CONTRIBUTED PROPERTY / SERVICES
PRODUITS D'EMPRUNTS	AUTRE REVENU	RECETTES TOTALES	DEPENSES AUTRES QUE DEPENSES ELECTORALES	TRANSFERTS AUX ORGANISMES RELIES	EMPRUNTS PAYES	DEPENSES TOTALES	SURPLUS (DEFICIT) NET D'ARGENT	ARGENT EN BANQUE ET EN CAISSE 31 DEC 1994	"CALCUL" D'ARGENT 31 DEC 1995	VALEUR DES BIENS / SERVICES CONTRIBUES
				Pas d'Association de Circonscription						
0	1,245	24,660	1,187	Pas d'Association de Circonscription						
				31,202	0	32,389	(7,729)	3,903	(3,826)	0
				Rapport Financier pas Présenté						
				Pas d'Association de Circonscription						
0	0	384	0	Pas d'Association de Circonscription						
				0	0	0	384	0	384	0
				Pas d'Association de Circonscription						
				Pas d'Association de Circonscription						
				Pas d'Association de Circonscription						
				Pas d'Association de Circonscription						
				Pas d'Association de Circonscription						
				Pas d'Association de Circonscription						
				Pas d'Association de Circonscription						
2,000	536	5,689	615	Pas d'Association de Circonscription						
0	0	9,856	802	6,078	0	6,893	(1,004)	1,484	480	0
				12,904	0	13,506	(3,650)	4,382	732	0
				Pas d'Association de Circonscription						
				Pas d'Association de Circonscription						
				Pas d'Association de Circonscription						
				Pas d'Association de Circonscription						
				Pas d'Association de Circonscription						
				Pas d'Association de Circonscription						
				Pas d'Association de Circonscription						
				Pas d'Association de Circonscription						
				Pas d'Association de Circonscription						
0	5,939	14,652	2,438	Pas d'Association de Circonscription						
				12,014	0	14,452	200	0	200	
				Pas d'Association de Circonscription						
0	227	7,966	244	Pas d'Association de Circonscription						
				7,703	0	7,946	20	0	20	
				Pas d'Association de Circonscription						
				Pas d'Association de Circonscription						
				Pas d'Association de Circonscription						
				Pas d'Association de Circonscription						
				Pas d'Association de Circonscription						
				Pas d'Association de Circonscription						
				Pas d'Association de Circonscription						
				Pas d'Association de Circonscription						
				Pas d'Association de Circonscription						
				Pas d'Association de Circonscription						
0	163	4,186	115	Pas d'Association de Circonscription						
				4,103	0	4,216	(52)	215	164	
				Pas d'Association de Circonscription						
0	0	2,870	0	Pas d'Association de Circonscription						
				2,870	0	2,870	0	0	0	0
				Pas d'Association de Circonscription						
1,500	350	7,088	0	Pas d'Association de Circonscription						
				0	0	0	7,088	1,450	8,538	0
				Pas d'Association de Circonscription						
				Pas d'Association de Circonscription						
				Pas d'Association de Circonscription						
				Pas d'Association de Circonscription						
0	0	275	0	Pas d'Association de Circonscription						
				0	0	0	275	0	275	0
				Pas d'Association de Circonscription						
\$3,500	\$8,480	\$77,607	\$5,202	\$76,873	\$0	\$82,075	(\$4,469)	\$11,434	8,965	\$0
137,958	85,187	384,647	130,003	264,429	27,144	421,576	(36,929)	(19,120)	(68,049)	8,470
<b>\$141,458</b>	<b>\$93,847</b>	<b>\$482,253</b>	<b>\$135,206</b>	<b>\$341,301</b>	<b>\$27,144</b>	<b>\$603,851</b>	<b>(\$41,398)</b>	<b>(\$7,886)</b>	<b>(\$49,084)</b>	<b>\$8,470</b>

**SCHEDULE 6D - ANNEXE 6D**

**DETAILED STATEMENT OF REVENUE AND EXPENDITURE**  
**For the period from 01 January 1995 to 31 December 1995**  
**COR PARTY / PARTI COR**  
**ETAT DETAILLE DE REVENU ET DEPENSE**  
**Pour la période du 1er janvier 1995 au 31 décembre 1995**

# DISTRICT ASSOCIATION	MEMBERSHIPS	REGISTRATION FEES	ENTRANCE FEES	TOTAL CONTRIBUTIONS	INVESTMENT INCOME	TRANSFERS IN FROM RELATED ORGANIZATIONS	TRANSFERS IN FROM PREVIOUSLY HELD FUNDS
# ASSOCIATION DE CIRCONSCRIPTION	COTISATIONS	DROITS D'INSCRIPTION	DROITS D'ADMISSION	CONTRIBUTIONS TOTALES	REVENU GAGNE	TRANSFERTS RECUS D'AUTRES ORGANISMES	TRANSFERTS RECUS DES FONDS ET ACTIFS ANTERIEURS
01 RESTIGOUCHE WEST/OUEST	0	0	0	0	0	0	0
02 CAMPBELLTON	0	0	0	0	0	1,505	0
03 DALHOUSIE-RESTIGOUCHE EAST/EST	0	0	0	0	0	121	0
04 NIGADOO-CHALEUR					No Financial Return Submitted		
05 BATHURST					No Registered District Association		
06 NEPISQUIT					No Registered District Association		
07 CARAQUET					No Registered District Association		
08 LAMEQUE-SHIPPIGAN-MISCOU					No Registered District Association		
09 CENTRE-PENINSULE					No Registered District Association		
10 TRACADIE-SHEILA					No Financial Return Submitted		
11 MIRAMICHI BAY / BAIE-DE-MIRAMICHI					No Financial Return Submitted		
12 MIRAMICHI-BAY/BAIE-DU-VIN	0	0	0	0	0	0	0
13 MIRAMICHI CENTRE	0	0	0	0	0	0	0
14 SOUTHWEST MIRAMICHI	0	0	0	0	0	1,977	0
15 ROGERSVILLE-KOUCHIBOUGUAC					No Financial Return Submitted		
16 KENT	0	0	0	0	0	1,050	0
17 KENT SOUTH-SUD					No Registered District Association		
18 SHEDIAC-CAP-PELE	0	0	0	0	0	0	0
19 TANTRAMAR	0	0	140	0	0	2,505	0
20 DIEPPE-MEMRAMCOOK					No Financial Return Submitted		
21 MONCTON EAST/EST	0	0	129	0	0	976	0
22 MONCTON SOUTH-SUD	0	0	0	0	0	2,342	0
23 MONCTON NORTH-NORD	0	0	872	0	0	2,282	0
24 MONCTON CRESCENT	0	0	0	0	1	2,568	0
25 PETITCODIAC	0	0	0	0	0	3,291	0
26 RIVERVIEW	0	0	0	0	0	3,199	0
27 ALBERT	0	0	1,245	0	0	2,673	0
28 KINGS EAST/EST	0	0	0	0	0	4,033	0
29 HAMPTON-BELLEISLE	0	0	0	0	0	183	0
30 KENNEBECASIS	0	0	0	0	116	1,560	0
31 SAINT JOHN-FUNDY	0	0	0	0	0	500	0
32 SAINT JOHN-KINGS	0	0	0	0	0	164	0
33 SAINT JOHN CHAMPLAIN	0	0	0	0	1	1,693	0
34 SAINT JOHN HARBOUR	0	0	0	0	0	836	0
35 SAINT JOHN PORTLAND	0	50	0	0	2	2,697	0
36 SAINT JOHN LANCASTER	0	0	0	0	1	178	0
37 GRAND BAY-WESTFIELD	0	0	0	0	2	1,717	0
38 CHARLOTTE	0	0	0	0	0	6,121	0
39 FUNDY ISLES / ILES-DE-FUNDY	0	0	0	0	0	545	0
40 WESTERN CHARLOTTE-OUEST	0	0	281	0	0	4,165	0
41 OROMOCTO-GAGETOWN	0	0	606	0	156	3,326	0
42 GRAND LAKE	0	0	0	0	0	5,691	0
43 FREDERICTON NORTH-NORD	0	0	4,256	0	686	7,855	0
44 FREDERICTON-FORT NASHWAAK	0	0	209	0	0	2,926	0
45 FREDERICTON SOUTH-SUD	0	0	3,380	0	0	6,965	0
46 NEW MARYLAND	0	0	967	0	0	6,309	0
47 YORK	0	0	112	0	1	7,534	0
48 MACTAQUAC	0	0	0	0	34	2,895	0
49 WOODSTOCK	0	0	0	0	166	2,785	0
50 CARLETON	0	0	0	0	0	1,104	0
51 VICTORIA-TOBIQUE	0	0	0	0	0	1,440	0
52 GRAND FALLS REGION DE GRAND-SAULT					No Registered District Association		
53 MADAWASKA-LA-VALLEE					No Registered District Association		
54 EDMUNDSTON					No Registered District Association		
55 MADAWASKA-LES-LACS					No Registered District Association		
TOTAL	0	50	12,167	0	1,188	97,515	0
PARTY / PARTI	20,430	11,740	1,042	66,816	1,293	5,690	0
TOTAL	\$20,430	\$11,790	\$13,199	\$88,816	\$2,481	\$103,405	\$0

PROCEEDS FROM LOANS	OTHER INCOME	TOTAL RECEIPTS	NON-ELECTION EXPENSES	TRANSFERS TO RELATED ORGANIZATIONS	REPAYMENT OF LOANS	TOTAL EXPENSES	NET CASH SURPLUS (DEFICIENCY)	CASH IN BANK AND ON HAND 31 DEC. 1994	"CALCULATED" CASH POSITION 31 DEC. 1996	VALUE OF CONTRIBUTED PROPERTY / SERVICES
PRODUITS D'EMPRUNTS	AUTRE REVENU	RECETTES TOTALES	DEPENSES AUTRES QUE DEPENSES ELECTORALES	TRANSFERTS AUX ORGANISMES RELIES	EMPRUNTS PAYES	DEPENSES TOTALES	SURPLUS (DEFICIT) NET D'ARGENT	ARGENT EN BANQUE ET EN CAISSE 31 DEC 1994	"CALCUL" D'ARGENT 31 DEC 1995	VALEUR DES BIENS / SERVICES CONTRIBUES
0	0	0	0	0	0	0	0	0	0	0
0	70	1,575	119	1,150	0	1,269	305	0	305	0
0	0	121	15	300	0	315	(194)	398	204	0
<b>Rapport Financier pas Présenté</b> <b>Pas d'Association de Circonscription</b> <b>Pas d'Association de Circonscription</b> <b>Pas d'Association de Circonscription</b> <b>Pas d'Association de Circonscription</b> <b>Pas d'Association de Circonscription</b> <b>Rapport Financier pas Présenté</b> <b>Rapport Financier pas Présenté</b>										
0	0	0	0	0	0	0	0	0	0	0
0	0	0	0	0	0	0	0	0	0	0
0	1,117	3,094	3,533	2,823	0	6,356	(3,262)	3,646	384	0
<b>Rapport Financier pas Présenté</b> <b>Pas d'Association de Circonscription</b>										
0	0	1,050	129	983	0	1,112	(62)	239	177	0
0	0	0	0	0	0	0	0	0	0	0
0	1,595	4,239	1,968	3,590	0	5,558	(1,319)	1,208	(112)	0
<b>Rapport Financier pas Présenté</b>										
0	292	1,397	278	1,570	0	1,849	(452)	1,647	1,195	0
0	173	2,515	422	1,509	0	1,931	584	10	594	0
0	0	3,155	361	2,360	0	2,722	433	0	433	0
0	0	2,569	240	2,350	0	2,590	(21)	62	41	0
500	3,674	7,465	3,433	4,310	0	7,743	(278)	483	206	0
688	1,603	5,490	504	4,788	145	5,437	54	0	54	0
5,500	1,271	10,688	740	10,119	0	10,859	(171)	0	(171)	0
0	859	4,892	1,215	5,545	0	6,760	(1,868)	2,296	428	0
0	0	183	27	3,525	0	3,552	(3,369)	3,464	95	0
0	140	1,816	667	4,660	0	5,327	(3,511)	3,993	482	0
0	0	500	0	460	0	460	40	0	40	0
0	0	164	1,013	0	0	1,013	(849)	2,319	1,470	0
0	0	1,694	571	1,775	0	2,345	(652)	829	177	0
0	0	836	1,220	1,117	0	2,337	(1,501)	1,650	149	0
0	401	3,150	3,353	1,007	0	4,360	(1,209)	1,463	253	0
0	86	265	980	350	0	1,330	(1,065)	1,094	29	0
0	885	2,604	1,460	2,420	0	3,880	(1,276)	1,961	685	0
0	0	6,121	74	6,030	0	6,104	17	0	17	0
0	0	545	5	359	0	364	181	0	181	0
1,690	0	6,116	720	5,340	0	6,059	57	0	57	0
0	2,159	6,250	3,696	7,500	0	11,196	(4,946)	7,793	2,846	0
0	2,119	7,810	2,615	5,630	0	8,245	(435)	1,873	1,438	0
0	530	13,327	7,938	19,314	0	27,252	(13,926)	19,955	6,030	0
5,000	0	8,137	969	8,048	1,700	10,717	(2,580)	2,853	273	0
0	158	10,483	3,336	7,945	0	11,281	(798)	407	(391)	0
4,000	386	11,662	856	11,677	1,000	13,533	(1,871)	2,070	199	0
5,000	1,013	13,659	3,964	10,800	0	14,764	(1,105)	1,785	679	0
0	2,564	5,292	5,279	7,700	0	12,979	(7,687)	8,821	1,134	0
0	630	3,604	460	8,100	0	8,560	(4,957)	4,974	18	0
0	0	1,104	767	910	0	1,677	(573)	624	51	0
1,428	0	2,868	109	2,213	398	2,720	148	0	148	0
<b>Pas d'Association de Circonscription</b> <b>Pas d'Association de Circonscription</b> <b>Pas d'Association de Circonscription</b> <b>Pas d'Association de Circonscription</b>										
23,806	21,724	156,440	53,038	158,275	3,243	214,556	(58,116)	77,915	19,799	0
0	158,127	285,338	171,874	128,288	0	300,162	(14,824)	81,190	66,366	12,315
<b>\$23,806</b>	<b>\$179,851</b>	<b>\$441,778</b>	<b>\$224,912</b>	<b>\$286,563</b>	<b>\$3,243</b>	<b>\$514,718</b>	<b>(\$72,940)</b>	<b>\$159,105</b>	<b>\$86,165</b>	<b>\$12,315</b>

**SCHEDULE 6E - ANNEXE 6E**

**DETAILED STATEMENT OF REVENUE AND EXPENDITURE**  
**For the period from 01 January 1995 to 31 December 1995**  
**NATURAL LAW PARTY / PARTI DE LA LOI NATURELLE**  
**ETAT DETAILLE DE REVENU ET DEPENSE**  
**Pour la période du 1er janvier 1995 au 31 décembre 1995**

# DISTRICT ASSOCIATION	MEMBERSHIPS	REGISTRATION	ENTRANCE	TOTAL	INVESTMENT	TRANSFERS IN	TRANSFERS
	FEES	FEES	FEES	CONTRIBUTIONS	INCOME	FROM RELATED	IN FROM
						ORGANIZATIONS	PREVIOUSLY
							HELD FUNDS
# ASSOCIATION DE CIRCONSCRIPTION	COTISATIONS	DROITS	DROITS	CONTRIBUTIONS	REVENU	TRANSFERTS	TRANSFERTS
		D'INSCRIPTION	D'ADMISSION	TOTALES	GAGNE	RECUS	RECUS
						D'AUTRES	DES FONDS
						ORGANISMES	ET ACTIFS
							ANTERIEURS
01 RESTIGOUCHE WEST/-OUEST				No Registered District Association			
02 CAMPBELLTON	0	0	0	0	0	0	0
03 DALHOUSIE-RESTIGOUCHE EAST/-EST	0	0	0	0	0	0	0
04 NIGADOO-CHALEUR				No Registered District Association			
05 BATHURST				No Registered District Association			
06 NEPISIGUIT				No Registered District Association			
07 CARAQUET				No Registered District Association			
08 LAMEQUE-SHIPPIGAN-MISCOU				No Registered District Association			
09 CENTRE-PENINSULE				No Registered District Association			
10 TRACADIE-SHEILA	0	0	0	0	0	0	0
11 MIRAMICHI BAY / BAIE-DE-MIRAMICHI				No Registered District Association			
12 MIRAMICHI-BAY/BAIE-DU-VIN				No Registered District Association			
13 MIRAMICHI CENTRE				No Registered District Association			
14 SOUTHWEST MIRAMICHI				No Registered District Association			
15 ROGERSVILLE-KOUCHIBOUGUAC				No Registered District Association			
16 KENT				No Registered District Association			
17 KENT SOUTH/-SUD				No Registered District Association			
18 SHEDIAC-CAP-PELE				No Registered District Association			
19 TANTRAMAR				No Registered District Association			
20 DIEPPE-MEMRAMCOOK				No Registered District Association			
21 MONCTON EAST/-EST				No Registered District Association			
22 MONCTON SOUTH/-SUD				No Registered District Association			
23 MONCTON NORTH/-NORD				No Registered District Association			
24 MONCTON CRESCENT				No Registered District Association			
25 PETITCODIAC				No Registered District Association			
26 RIVERVIEW				No Registered District Association			
27 ALBERT				No Registered District Association			
28 KINGS EAST/-EST	0	0	0	0	0	0	0
29 HAMPTON-BELLEISLE				No Registered District Association			
30 KENNEBECASIS				No Registered District Association			
31 SAINT JOHN-FUNDY	0	0	0	0	0	0	0
32 SAINT JOHN-KINGS				No Registered District Association			
33 SAINT JOHN CHAMPLAIN				No Registered District Association			
34 SAINT JOHN HARBOUR	0	0	0	0	0	0	0
35 SAINT JOHN PORTLAND	0	0	0	0	0	0	0
36 SAINT JOHN LANCASTER	0	0	0	0	0	0	0
37 GRAND BAY-WESTFIELD				No Registered District Association			
38 CHARLOTTE				No Registered District Association			
39 FUNDY ISLES / ILES-DE-FUNDY				No Registered District Association			
40 WESTERN CHARLOTTE-QUEST	0	0	0	0	0	0	0
41 OROMOCTO-GAGETOWN				No Registered District Association			
42 GRAND LAKE				No Registered District Association			
43 FREDERICTON NORTH/-NORD				No Registered District Association			
44 FREDERICTON-FORT NASHWAAK				No Registered District Association			
45 FREDERICTON SOUTH/-SUD	0	0	0	0	0	0	0
46 NEW MARYLAND				No Registered District Association			
47 YORK				No Registered District Association			
48 MACTAQUAC				No Registered District Association			
49 WOODSTOCK				No Registered District Association			
50 CARLETON				No Registered District Association			
51 VICTORIA-TOBIQUE				No Registered District Association			
52 GRAND FALLS REGION DE GRAND-SAULT				No Registered District Association			
53 MADAWASKA-LA-VALLEE				No Registered District Association			
54 EDMUNDSTON				No Registered District Association			
55 MADAWASKA-LES-LACS				No Registered District Association			
TOTAL	0	0	0	0	0	0	0
PARTY / PARTI	0	0	0	20,685	0	0	0
TOTAL	\$0	\$0	\$0	\$20,685	\$0	\$0	\$0



# SCHEDULE 6F - ANNEXE 6F

**DETAILED STATEMENT OF REVENUE AND EXPENDITURE**  
**For the period from 01 January 1995 to 31 December 1995**  
**INDEPENDENT CANDIDATES / CANDIDATS INDEPENDENTS**  
**ETAT DETAILLE DE REVENU ET DEPENSE**  
**Pour la période du 1er janvier 1995 au 31 décembre 1995**

# DISTRICT ASSOCIATION	MEMBERSHIPS FEES	REGISTRATION FEES	ENTRANCE FEES	TOTAL CONTRIBUTIONS	INVESTMENT INCOME	TRANSFERS IN FROM RELATED ORGANIZATIONS	TRANSFERS IN FROM PREVIOUSLY HELD FUNDS
# ASSOCIATION DE CIRCONSCRIPTION	COTISATIONS	DROITS D'INSCRIPTION	DROITS D'ADMISSION	CONTRIBUTIONS TOTALES	REVENU GAGNE	TRANSFERTS RECUS D'AUTRES ORGANISMES	TRANSFERTS RECUS DES FONDS ET ACTIFS ANTERIEURS
03 DALHOUSIE-RESTIGOUCHE EAST/-EST	0	0	0	100	0	0	0
14 SOUTHWEST MIRAMICHI	0	0	0	2,504	0	0	0
24 MONCTON CRESCENT	0	0	0	738	0	0	0
28 KINGS EAST/-EST	0	0	0	0	0	0	0
32 SAINT JOHN-KINGS	0	0	0	1,150	0	0	0
36 SAINT JOHN LANCASTER	0	0	0	420	0	0	0
38 CHARLOTTE	0	0	0	1,585	0	0	0
38 CHARLOTTE	0	0	0	0	0	0	0
51 VICTORIA-TOBIQUE	0	0	0	0	0	0	0
<b>TOTAL</b>	<b>\$0</b>	<b>\$0</b>	<b>\$0</b>	<b>\$6,495</b>	<b>\$0</b>	<b>\$0</b>	<b>\$0</b>

PROCEEDS FROM LOANS	OTHER INCOME	TOTAL RECEIPTS	NON-ELECTION EXPENSES	TRANSFERS TO RELATED ORGANIZATIONS	REPAYMENT OF LOANS	TOTAL EXPENSES	NET CASH SURPLUS (DEFICIENCY)	CASH IN BANK AND ON HAND 31 DEC. 1994	"CALCULATED" CASH POSITION 31 DEC. 1996	VALUE OF CONTRIBUTED PROPERTY / SERVICES
PRODUITS D'EMPRUNTS	AUTRE REVENU	RECETTES TOTALES	DEPENSES AUTRES QUE DEPENSES ELECTORALES	TRANSFERTS AUX ORGANISMES RELIES	EMPRUNTS PAYES	DEPENSES TOTALES	SURPLUS (DEFICIT) NET D'ARGENT	ARGENT EN BANQUE ET EN CAISSE 31 DEC 1994	"CALCUL" D'ARGENT 31 DEC 1995	VALEUR DES BIENS / SERVICES CONTRIBUES
0	0	100	0	100	0	100	0	0	0	0
0	0	2,504	0	2,504	0	2,504	0	0	0	0
0	0	736	160	576	0	736	0	0	0	0
0	0	0	0	0	0	0	0	0	0	0
0	0	1,150	0	1,150	0	1,150	0	0	0	1,034
0	0	420	0	420	0	420	0	0	0	85
0	0	1,585	0	1,585	0	1,585	0	0	0	0
0	20	20	0	20	0	20	0	0	0	0
0	0	0	0	0	0	0	0	0	0	0
<b>\$0</b>	<b>\$20</b>	<b>\$6,515</b>	<b>\$160</b>	<b>\$6,355</b>	<b>\$0</b>	<b>\$6,515</b>	<b>\$0</b>	<b>\$0</b>	<b>\$0</b>	<b>\$1,119</b>

# SCHEDULE 7 - ANNEXE 7

**SUMMARY OF CONTRIBUTIONS  
PARTIES AND DISTRICT ASSOCIATIONS  
For the period 01 January 1995 to 31 December 1995**

**RELEVÉ DES CONTRIBUTIONS  
LES PARTIS ET LES ASSOCIATIONS DE CIRCONSCRIPTIONS  
Pour la période du 1er janvier 1995 au 31 décembre 1995**

CONTRIBUTOR CATEGORY		P.C.	N.D.P.		N.L.P.	OTHERS	
CATEGORIE DE DONATEUR	LIBERAL	P.-C.	N.-P.-D.	COR	L.-P.-N.	AUTRES	TOTAL
INDIVIDUAL \$100 OR LESS / INDIVIDU 100 \$ OU MOINS	242,354	106,036	32,567	33,472	1,910	930	417,269
INDIVIDUAL MORE THAN \$100 / INDIVIDU EXCEDANT 100 \$	249,966	191,147	75,538	43,584	18,775	5,565	584,575
CORPORATION	1,030,729	412,789	5,009	9,760	0	0	1,458,287
TRADE UNION / SYNDICAT	0	500	49,994	0	0	0	50,494
PROPERTY AND SERVICES / BIENS ET SERVICES	23,001	16,576	8,470	1,370	314	1,119	50,849
<b>TOTAL</b>	<b>\$1,546,050</b>	<b>\$727,047</b>	<b>\$171,578</b>	<b>\$88,186</b>	<b>\$20,999</b>	<b>\$7,614</b>	<b>\$2,561,474</b>

**PAYMENTS TO POLITICAL PARTIES AND CANDIDATES  
01 April 1995 to 31 March 1996**

**VERSEMENTS AUX PARTIS POLITIQUES ET CANDIDATS  
1er avril 1995 au 31 mars 1996**

<b>PARTY</b>	<b>ANNUAL ALLOWANCE</b>	<b>AUDIT FEE REIMBURSEMENT</b>	<b>ELECTION EXPENSE REIMBURSEMENT CANDIDATE</b>	<b>TOTAL</b>
<b>PARTI</b>	<b>ALLOCATION ANNUELLE</b>	<b>REMBOURSEMENT DE FRAIS DE VERIFICATION</b>	<b>REMBOURSEMENT DE DEPENSES ELECTORALES CANDIDAT</b>	<b>TOTAL</b>
LIBERAL	332,717	2,000	423,102	757,819
P.C. / P.-C.	160,176	0	365,949	
N.D.P. / N.-P.-D.	72,414	2,000	65,842	140,256
COR	122,189	2,000	62,530	186,719
N.L.P. / L.-P.-N.	544	not applicable	0	\$544
<b>TOTAL</b>	<b>\$688,039</b>	<b>\$6,000</b>	<b>\$917,424</b>	<b>\$1,611,463</b>

**SCHEDULE 9 - ANNEXE 9**

**SUMMARY OF PREVIOUSLY HELD FUNDS**

**RELEVÉ DES FONDS ET ACTIFS ANTERIEURS**

**AS AT / AU**

<b>PARTY</b>	<b>13 SEPTEMBER 1978</b>	<b>31 DECEMBER 1995</b>
<b>PARTI</b>	<b>13 SEPTEMBRE 1978</b>	<b>31 DECEMBRE 1995</b>
LIBERAL	\$438,765	\$112,399
P.C. / P.-C.	\$215,675	\$8,000
N.D.P. / N.-P.-D.	\$7,141	\$0